



**presented by**



**CTCC  
2018 Preliminary Rules and Regulations**

## **2018 Rules and Regulations**

These rules and regulations are designed to govern and provide for the orderly and safe conduct of all CTCC events.

By registration for CTCC and participation in CTCC events, all participants are deemed to have read and complied with all rules and regulations of the sanctioning body, of CTCC and all supplementary regulations of the racing events.

No expressed or implied warranty of safety or fitness for a particular purpose shall result in publication of, or compliance with these rules and regulations.

These rules and regulations are intended only as a guide for the conduct of sport and are in no way a guarantee against injury or death to participants, spectators or others.

### **Mission Statement**

To operate a truly Canadian sports car racing championship that provides Canadian race fans with close and exciting competition between some of Canada's fastest race car drivers and to provide marketing value to Canadian corporations looking to energize their brands and drive sales.

### **Vision Statement**

To provide leadership in Canadian motorsports.

## Contents

<b>1.0</b>	<b>About CTCC</b>	<b>4</b>
	1.1 Contact Information	4
	1.2 Sanctioning	4
	1.3 Rules and Regulations	4
	1.4 Hierarchy of Regulations	4
	1.5 Licensing	5
	1.6 Advertising and Promotion Release	5
	1.7 Broadcast and Other Rights	5
<b>2.0</b>	<b>Registration</b>	<b>5</b>
	2.1 Application	5
	2.2 Fees	6
	2.3 Registration Package	6
	2.4 Entry Restrictions	6
	2.5 Car Number Request	6
<b>3.0</b>	<b>Events</b>	<b>7</b>
	3.1 Team Representative	7
	3.2 Mandatory Attendance	7
	3.3 Paddock Parking	7
	3.4 Code of Conduct	7
	3.5 Competitor/Team Uniforms	7
	3.6 Communications Equipment	7
	3.7 Awards	8
	3.8 Participant Credentials	8
	3.9 Event Procedures	8
<b>4.0</b>	<b>Vehicle Eligibility and Modifications</b>	<b>8</b>
	4.1T Category – Touring Class	8
	4.1ST Category – Super Touring Class	15
	4.1GTS Category – GT Sport Class	27
	4.1GTC Category – GT Cup Class	34
	4.2 Tires	51
	4.3 Vehicle Appearance	51
	4.4 Decals	51
	4.5 Driver Safety Equipment	52
	4.6 Vehicle Safety Equipment	53
<b>5.0</b>	<b>Scoring</b>	<b>53</b>
	5.1 General Provisions	54
	5.2 Competitor Points	54
	5.3 Competitor Finishing Position Points	54
	5.4 Competitor Bonus Points	54
	5.5 Manufacturer Points	54
<b>6.0</b>	<b>Vehicle Classification</b>	<b>54</b>
	6.1 Vehicle Eligibility	54
	6.2 Race Weight	55
<b>Figure 1.0</b>	<b>Vehicle Diagram- decal layout</b>	<b>56</b>
<b>Figure 2.0</b>	<b>Shirt/Suit Diagram – patch layout</b>	<b>57</b>
<b>Appendix A</b>	<b>Vehicle List</b>	<b>58</b>

## **1.0 About CTCC**

### **1.1 Contact Information**

Corner2 Incorporated  
96 Spruce Gardens  
Belleville, Ontario K8N 0B7

[www.touringcar.ca](http://www.touringcar.ca)

Tel: 416-707-0358

### **1.2 Sanctioning**

CTCC is sanctioned by ASN Canada FIA

ASN Canada FIA  
481 North Service Road, Suite A-21  
Oakville, Ontario L6M 2V6

[www.asncanada.com](http://www.asncanada.com)

Tel: 905-403-9000 Fax: 905-815-8771

### **1.3 Rules and Regulations**

- 1.3.1** In case of dispute between specifications and measurements stated in Imperial and Metric, the Metric measurement shall be considered as being authentic and will prevail.
- 1.3.2** The Regulations may only be amended or altered after consultation between the sanctioning body and CTCC.
- 1.3.3** CTCC and the sanctioning body competition bulletins shall be considered a part of, and have the same validity as these Regulations.
- 1.3.4** As of the first day of January of each year, CTCC Regulations for that year supersede all versions from previous years.
- 1.3.5** As of the first day of January of each year, all CTCC bulletins from the previous year are void.
- 1.3.6** The official language of CTCC is English.

### **1.4 Hierarchy of Regulations**

The hierarchy of regulations is as follows;

1. ASN Regulations.
2. CTCC Rules and Regulations.
3. CTCC Bulletins from CTCC Officials. Bulletins are effective immediately when posted on the CTCC website or the CTCC bulletin board at events.
4. Supplementary regulations of each event.
5. Instructions from CTCC Officials.

## **1.5 Licensing**

All Canadian competitors shall hold an ASN Canada FIA National Race License. Competitors from outside Canada must hold a minimum of a National or Pro licence issued by an FIA-affiliated racing organization and an ASN Canada FIA membership.

## **1.6 Advertising and Promotion Release**

Each Competitor, by participating in CTCC, grants to CTCC, its duly authorized agents and assigns, an exclusive license to use and sublicense his or her name, likeness and performance, including photographs, images and sounds of such Competitor and/or any vehicle(s) with respect to which the Competitor competes in CTCC, in any way, medium or material (including but not limited to broadcasts by and through television, cable television, radio, pay-per-view, closed circuit television, satellite signal, digital signal, film productions, audiotape productions, transmissions over the internet, public and private online services authorized by CTCC, sales and other commercial projects, and the like) for promoting, advertising, broadcasting, recording or reporting of CTCC events before, during and after such event, and each Competitor relinquishes to CTCC exclusively and in perpetuity all rights thereto for such purposes.

## **1.7 Broadcast and Other Rights**

Each Competitor, by participating in CTCC, acknowledges that CTCC, and its licenses and assigns, exclusively and in perpetuity owns any and all rights to broadcast, transmit, film, tape, capture, overhear, photograph, collect or record by any means process, medium or device (including but not limited to television, cable television, radio, pay-per-view, closed circuit television, satellite signal, digital signal, film productions, audiotape productions, transmissions over the internet, public and private online services authorized by CTCC, sales and other commercial projects, and the like), whether or not currently in existence, all images, sounds and data (including but not limited to in-car audio, in-car video, in-car radio, other electronic transmissions between cars and crews, and timing and scoring information) arising from or during any CTCC Event or the Competitor's performance in the Event, and that CTCC is and shall be the sole owner of any and all copyrights, intellectual property rights, and proprietary rights worldwide in and to these works and in and to any works, copyrightable or otherwise, created from the images, sounds and data arising from or during a CTCC Event and the Competitor's performance in the Event. Each Competitor agrees not to take any action, nor cause others to take any action, nor enter into any third party agreement which would contravene, diminish, encroach or infringe upon these CTCC rights.

## **2.0 Registration**

### **2.1 Application**

- 2.1.1** A competitor must submit a CTCC Driver Registration and be accepted by CTCC before participating in an Event.
- 2.1.2** The Registration is available on the CTCC website.
- 2.1.3** An Event Entry Form for each car must be completed with proper payment of the Event Entry Fee.
- 2.1.4** CTCC reserves the right, without notice, to accept or decline any Application for any reason and may change or limit the number of Applications accepted.

- 2.1.5** Acceptance of the Application is not intended to be, nor shall it be considered in any way a contractual offer.
- 2.2** Fees
- 2.2.1** The CTCC Driver Registration Fee must be received by CTCC no later than April 15, 2018.
- 2.2.2** The CTCC Driver Registration Fee is non-refundable.
- 2.2.3** The CTCC Event Entry Fee must be received by CTCC by the due date shown on the Event Entry Form.
- 2.2.4** The CTCC Event Entry Fee may be refunded based on the following criteria;
- 2.2.4.1** 100% of Event Entry Fee with written notice to CTCC seven days or more prior to the first day of the event.
- 2.2.4.2** 80% of Event Entry Fee with written notice to CTCC less than seven days prior to the first day of the event.
- 2.2.4.3** No refund is available once a wheel is turned in an official CTCC Event Session.
- 2.2.5** The CTCC Preseason Discount Package is non-refundable.
- 2.2.6** Payment shall be made through the CTCC website or by cheque payable to Corner2 Incorporated.
- 2.2.7** The Fee for NSF cheques or late payment shall be \$200. Failure to satisfy outstanding payments may impede acceptance of entries at CTCC Events.
- 2.3** Registration Package
- Upon acceptance of the Application, the competitor is eligible to;
- 2.3.1** Participate in CTCC Events, including promotional activities.
- 2.3.2** Receive CTCC decals and patches.
- 2.3.3** Receive schedules, announcements and CTCC news sent by email.
- 2.4** Entry Restrictions
- 2.4.1** CTCC reserves the right to limit the number of participants in a CTCC Event.
- 2.4.2** When the number of participating cars is limited, CTCC shall give preference to Competitors who have accumulated CTCC points or have registered with the Preseason Discount Package.
- 2.5** Car Number Request
- 2.5.1** The desired car number and two alternate choices shall be submitted on the CTCC Driver Registration Form.
- 2.5.2** Car numbers will be issued to returning cars that register by March 31, 2018 on a priority basis followed by new entries.
- 2.5.3** Car numbers shall be between 2 and 99 unless approved by CTCC.

### **3.0 Events**

#### **3.1 Team Representative**

Each team shall designate one person to act as the team representative. This person is the only person who may speak for the team OFFICIALLY, including filing verbal scoring or other inquiries and making changes and additions to the team's credential list. If this person must be changed during the event, CTCC Officials must be notified in writing.

#### **3.2 Mandatory Attendance**

Competitors shall attend all drivers' meetings, autograph sessions, promotion activities and interviews as directed by CTCC. Exceptions must be confirmed in advance with CTCC Officials. The minimum penalty for not attending shall be \$200.00 payable to CTCC.

#### **3.3 Paddock Parking**

CTCC reserves the right to designate and assign paddock parking spaces for competitors. Teams (up to two vehicles) shall be prepared to work in a paddock space not more than 30 feet wide including trailer/transporter. Motor coaches and other support vehicles may be located in the paddock only upon CTCC approval. CTCC will work with track management and the event organizer to provide a professional presentation and to maximize sponsor and competitor exposure. No personal vehicles shall be permitted in the paddock unless approved by CTCC.

#### **3.4 Code of Conduct**

All CTCC participants shall conduct themselves in a professional and respectful manner particularly in relations with other participants, officials, sponsor partners and the general public. All CTCC participants shall maintain the highest level of behaviour and sportsmanship and shall ensure that their actions are not detrimental to CTCC or motorsports in general. All CTCC participants are responsible for their guests at all times.

#### **3.5 Competitor/Team Uniforms**

- 3.5.1** Team members participating in CTCC must wear matching team uniforms, displaying the required patches as shown in Figure 2.0.
- 3.5.2** Team uniform design must not interfere with the visibility of the required patches or be in conflict with CTCC Sponsors and must otherwise be deemed to be in good taste in the opinion of CTCC.
- 3.5.3** Competitors participating in CTCC must display the required patches on their suits as specified by CTCC.
- 3.5.4** Patches on competitor suits and team uniforms must be sewn on or permanently glued, not taped or secured with other temporary means.
- 3.5.5** A Competitor or team member whose uniform has damaged, missing or incorrect patches, will not be permitted to participate in CTCC sessions.
- 3.5.6** It is required that: car numbers be displayed on the upper back of competitor/team uniforms; or be wearing an armband with contrasting number; or competitor/team uniforms be branded in such a manner as to clearly identify

the team and competing race car(s). The recommended numbers shall be 50mm in height and centred on the uniform just below the collar.

### **3.6** Communications Equipment

It is the participant's responsibility to ensure compliance with all local and federal radio communications laws including applicable fees.

It is mandatory that teams have two-way radio communications between crew and driver during all on-track sessions. No other radio communications are allowed to the vehicle during on-track sessions, unless prior permission has been granted by a CTCC Official. Each competitor shall supply CTCC with the frequency of its radio system.

### **3.7** Awards

At the end of the season, competitors classified in the first, second and third position in their Class shall be recognized for their achievement.

At the end of the season, competitors that are classified first in Class in the Team Championship shall be recognized for their achievement.

Competitors must receive their awards in person.

### **3.8** Participant Credentials

All registered drivers and crew shall wear their official CTCC credential during CTCC race events. Drivers are exempt during CTCC on-track sessions.

Credentials may be replaced or changed at a cost of \$200 each.

### **3.9** Event Procedures

**3.9.1** Changing tires on pre-grid is not permitted unless approved by a CTCC Official.

**3.9.2** Race vehicles arriving at the designated pre-grid should expect to see 5 minute, 3 minute and 1 minute signal boards prior to being released to the true grid or track. When unexpected delays are encountered a "Hold" signal board will be displayed. Race Vehicles arriving after the 5 minute board has been displayed will be placed at the back of the grid in the order that they arrive and will not be allowed to take their grid position. Drivers who are not ready to proceed on to the track after the 5 minute board count shall be positioned at the back of the grid or shall start the race from pit lane as instructed by the CTCC Official.

**3.9.3** Any time there is to be a transfer of fuel there must be a separate designated person standing, holding an appropriate fire extinguisher. This person's sole responsibility is to watch for and be prepared to react to a fire. Refuelling must not be done under an awning or in a place where fumes may accumulate or a person may become trapped.

**3.9.4** All vehicles and competitors shall not leave the pit lane during any track session without permission from a CTCC Official.

**3.9.5** All vehicles and competitors shall report directly to the designated impound area, with the Vehicle Log Book after every qualifying and race session unless directed by a CTCC Official.



- 3.9.6 If a Red or Black Flag-All is displayed during a Qualifying session competitors and crew will be allowed to work on their vehicle unless otherwise instructed by a CTCC Official.
- 3.9.7 A Horn will sound prior to the beginning of all official Track Sessions informing the competitors that they may leave their assigned Paddock Parking and proceed to the Mock Grid. Cars are not permitted to leave their assigned Paddock Parking until the Horn has sounded or permission has been granted by a CTCC official.

**4.0 Vehicle Eligibility and Modifications**

**4.0.1 Underlying Principle**


Unless the regulations state that you can do it, you cannot.


**4.0.2 General Provisions**

Vehicles listed in Appendix A are eligible for competition and shall comply with ASN Regulations as well as the regulations herein. **Vehicle technical exceptions shall be identified in Appendix A.**

<b>4.1T - Vehicle Category</b>	
	<b>Touring Class</b>
<b>4.1.1T - General Description</b>	
<b>4.1.1.1T</b>	Touring Class is the entry-level category where minimal vehicle and engine modifications are permitted. FWD or RWD platforms with turbo and normally aspirated power plants are permitted. 160-185 typical WHP.
<b>4.1.2T – Engine</b>	
<b>4.1.2.1T</b>	Maximum cylinder overbore is 0.5mm.
<b>4.1.2.2</b>	Engine internals shall remain stock or as specified by CTCC, specifically no polishing of internals or port matching is allowed. All components shall be installed as per the manufacturer.
<b>4.1.2.3T</b>	Reserved for future use.
<b>4.1.2.4T</b>	May add an oil pressure accumulator.
<b>4.1.3T - Ignition System</b>	
<b>4.1.3.1T</b>	All electrical components including alternator and ECU are unrestricted or as specified by CTCC.
<b>4.1.4T - Induction System</b>	
<b>4.1.4.1T</b>	The unmodified OEM intake manifold and throttle body shall be used.
<b>4.1.4.2T</b>	Ram-Air is not allowed.
<b>4.1.4.3T</b>	Superchargers and/or turbochargers must be OEM complete including the airbox to the exit of the supercharger and/or turbocharger or as specified by CTCC.

<b>4.1.4.4T</b>	Supercharged cars must use OEM pulleys or approved OEM sized pulleys.
<b>4.1.4.5T</b>	Vehicles may be required to install an intake restrictor and/or run with boost and/or rpm limits as specified by CTCC. Competitors may be required to design and manufacture their own flat-plate restrictors. The restrictor shall have a thickness between 0.76 and 1.52mm and the material shall be steel or aluminum. The design must first be submitted and approved before being implemented into competition. Once the design is approved by CTCC, the competitor will supply one (1) restrictor to CTCC for use as a reference sample. Any extra hardware or equipment required for the installation of the restrictor must also be approved and a reference sample also supplied.
<b>4.1.4.6T</b>	For forced induction vehicles, the published maximum boost limit may not be exceeded.
<b>4.1.4.7T</b>	Reserved for future use.
<b>4.1.4.8T</b>	Air filter systems located before the throttle body may be modified or substituted, except as per 4.1.4.3T.
<b>4.1.4.9T</b>	All forced induction vehicles must use the following AiM Sports pressure sensor for collecting boost data; PRS-831.  The AiM data logger must use the factory configuration for the PRS-831 sensor that is already loaded into the device.
<b>4.1.5T – Exhaust</b>	
<b>4.1.5.1T</b>	Exhaust is unrestricted, including replacement exhaust manifold and headers or as specified by CTCC, except as specified below.
<b>4.1.5.2T</b>	Exhaust manifold shall remain stock for turbo-charged vehicles.
<b>4.1.5.3T</b>	Exhaust pipes may not enter the driver’s compartment.
<b>4.1.5.4T</b>	The use of Catalytic Converters is recommended.
<b>4.1.6T - Sound Limit</b>	
<b>4.1.6.1T</b>	The maximum sound decibel limit is 104 dbA. The limit will be the same regardless of weather conditions at the individual tracks. Vehicles should measure approximately 5 dbA below the limit in warm, humid weather, so that in cooler, less humid weather they still measure below the limit. The sound variance does vary from car to car, so 5 dbA may be more or less than needed.  Only sound level readings taken by CTCC are official.
<b>4.1.7T - Drive Train</b>	
<b>4.1.7.1T</b>	The flywheel/clutch assembly (flywheel, pressure plate and clutch disc) may be replaced with an aftermarket assembly that is interchangeable (using the same mounting holes).

<b>4.1.7.2T</b>	Reserved for future use.
<b>4.1.7.3T</b>	Limited Slip Differentials are allowed.
<b>4.1.8T – Fuel</b>	
<b>4.1.8.1T</b>	Vehicles shall use CTCC 98 race fuel. All race fuel shall be purchased through the CTCC official fuel supplier. Vehicles shall be equipped with a fuel sampling port at or just above the injector rails. This port must be a “Jiffy-Tite” male plug model number 22306 or 22406 or 22505 or 22506.
<b>4.1.8.1T Image</b>	
<b>4.1.8.2T</b>	Each vehicle shall have enough fuel in the tank/cell at the completion of each CTCC session to provide a minimum of 250ml for testing purposes.
<b>4.1.9T – Chassis</b>	
<b>4.1.9.1T</b>	Vehicles shall be production based with uni-body construction as delivered by the manufacturer. No change may be made to the vehicle chassis without CTCC approval.
<b>4.1.9.2T</b>	Seam welding is permitted.
<b>4.1.10T – Suspension</b>	
<b>4.1.10.1T</b>	Suspension components and adjustments are unrestricted <b>however it is recommended that dampers be maximum 2-way adjustable without an external canister.</b>
<b>4.1.10.2T</b>	Suspension pick-up points shall remain in their OEM location. <b>It is recommended that suspension bushings remain OEM only.</b>
<b>4.1.10.3T</b>	Minimum ride height is 76.2mm (three inches.) Ride height will be measured from the lowest point, or component, of the vehicle, excluding suspension, and complete wheels. Ride height will be measured utilizing the CTCC measurement equipment with the vehicle as-is without driver.
<b>4.1.11T – Brakes</b>	
<b>4.1.11.1T</b>	Brakes must be as delivered by the manufacturer for the vehicle model including rotor size, caliper size and number of caliper pistons. Replacement brake rotors may be used provided the replacement is of the same material and dimension.
<b>4.1.11.2T</b>	Aftermarket systems are not allowed. ABS may be removed or disabled.

<b>4.1.11.3T</b>	Brake proportioning valves may be added or changed.
<b>4.1.11.4T</b>	Master cylinder bore diameter shall remain as OE unless specified by CTCC.
<b>4.1.11.5T</b>	Any brake pad or lining may be used.
<b>4.1.11.6T</b>	Original brake hoses may be replaced by braided stainless steel brake lines.
<b>4.1.12T - Wheels</b>	
<b>4.1.12.1T</b>	Wheel spacers are allowed as long as the resulting track width remains within the track requirements. Wheel spacers must be hub-centric and sufficiently attached.
<b>4.1.12.2T</b>	Wheel studs and nuts shall not extend past the face of the rim.
<b>4.1.12.3T</b>	Required wheel/rim diameter is seventeen (17) inches. Maximum wheel/rim width is eight (8) inches.
<b>4.1.13T – Bodywork</b>	
<b>4.1.13.1T</b>	Bodywork materials are unrestricted, except front fascia/bumper covers which must be as original (OEM).
<b>4.1.13.2T</b>	No additional holes may be cut into the exterior of the bodywork unless approved by CTCC.
<b>4.1.13.3T</b>	Vehicles shall use OEM or OE-style side mirrors in the OE locations.
<b>4.1.13.4T</b>	Tow hooks must be flexible (ie. metal or strap). Acceptable solutions are shown below. The flexible metal tow hook shall not extend more than 20mm from the bodywork. Tow hooks must be strong enough to allow the vehicle to be towed/moved from any position or direction.
<b>4.1.13.4T Images</b>	
<b>4.1.14T - Aerodynamics – General</b>	
<b>4.1.14.1T</b>	Front and rear bumper extensions are not allowed.
<b>4.1.14.2T</b>	Additional front or rear dive-planes are not allowed.
<b>4.1.14.3T</b>	Additional holes may not be cut into the front or rear bumper covers.
<b>4.1.15T - Aerodynamics – Front Splitter</b>	


<b>4.1.15.1T</b>	No additional splitter may be added to the OEM fascia.
<b>4.1.15.2T</b>	Reserved for future use.
<b>4.1.15.3T</b>	Reserved for future use.
<b>4.1.15.4T</b>	Reserved for future use.
<b>4.1.15.5T</b>	Reserved for future use.
<b>4.1.16T - Aerodynamics – Rear Wings</b>	
<b>4.1.16.1T</b>	Vehicles may only use OEM rear wing or OE-style aftermarket model as approved by CTCC.
<b>4.1.16.2T</b>	Reserved for future use.
<b>4.1.16.2T Image</b>	Reserved for future use.
<b>4.1.16.3T</b>	Reserved for future use.
<b>4.1.17T - Aerodynamics – Rear Diffusers</b>	
<b>4.1.17.1T</b>	Rear diffusers are not allowed.
<b>4.1.18T – Windows</b>	
<b>4.1.18.1T</b>	All vehicles must use a stock, OE equivalent, safety glass windshield, or 6mm minimum thickness un-tinted Lexan replacement, mounted in the stock location, at the stock angle and maintaining the stock profile.
<b>4.1.18.2T</b>	Side and rear windows may be replaced with plexiglass or Lexan.
<b>4.1.18.3T</b>	Additional holes are permitted in the side or rear windows for the purpose of cooling or venting. Holes in the rear window are only permitted in the bottom 127mm of the window.
<b>4.1.18.4T</b>	Both the driver’s side and passenger’s side windows shall be removed or in the down position during all track sessions.
<b>4.1.18.5T</b>	Sunroofs shall be replaced by a permanently installed metal panel. Motors, rails and cables shall be removed.
<b>4.1.18.6T</b>	<p>The OE window opening shall not be blocked in any way except that a single NACA – Duct may be mounted in a single-plane (flat) piece of Lexan for the purpose of directing air into the cockpit in order to cool the driver, etc. The total plan view shall not exceed 646cm<sup>2</sup>. Any NACA-duct used shall be of the size to use a single hose in the 38mm – 77mm range. The NACA-Duct and hose shall not be modified in a way that would /restrict airflow through the duct/hose. This may be installed on one of the front door window openings but not both.</p> <p>The removal of the window net, access to the electrical cut-off and fire extinguisher controls shall not be impacted by the installation of this panel.</p>

<b>4.1.19T – Dashboard</b>	
<b>4.1.19.1T</b>	The dashboard assembly must remain as delivered by the manufacturer but may be modified for roll cage installation purposes.
<b>4.1.20T – Lights</b>	
<b>4.1.20.1T</b>	All vehicles must have operational OE or aftermarket replica headlight and taillight assemblies in place in the stock positions.
<b>4.1.20.2T</b>	Taillights and headlights must be covered with clear tape.
<b>4.1.20.3T</b>	All vehicles must compete with headlights and taillights illuminated in all on-track sessions regardless of weather conditions. Brake lights must be operational at all times.
<b>4.1.21T – Fluids</b>	
<b>4.1.21.1T</b>	Engine cooling system is unrestricted with the exception of intercoolers.
<b>4.1.21.2T</b>	Engine cooling system fluid is restricted to water with an additive to reduce the surface tension of the water. Propylene Glycol and Ethylene Glycol may not be used.
<b>4.1.21.3T</b>	Brake fluids are unrestricted.
<b>4.1.21.4T</b>	Lubricants may be substituted with any lubricant. Additives are unrestricted.
<b>4.1.22T – Other</b>	
<b>4.1.22.1T</b>	Interior mirror(s) may be replaced with a multi-panel type mirror, but shall not extend beyond the confines of the interior.
<b>4.1.22.2T</b>	Aftermarket steering wheels, and their required mounting modifications, are permitted. Removable steering wheels are permitted.
<b>4.1.22.3T</b>	A radiator screen of minimum 6mm mesh may be added in front of the radiator, intercoolers, oil coolers and contained within the bodywork.
<b>4.1.23T – Battery</b>	
<b>4.1.23.1T</b>	Battery size and location are unrestricted within the bodywork. Batteries located in the driver/passenger compartment shall be in a nonconductive marine-type container or equivalent that is securely mounted as to not come loose during any on-track incident. The hot terminal must be insulated.
<b>4.1.24T – Transponder</b>	
<b>4.1.24.1T</b>	Vehicles shall be equipped with an AMB-compatible lap timing transponder securely installed on the front sub-frame with an unobstructed downward path for the signal. Vehicles whose Transponders are not working during any on-track session may not be timed.
<b>4.1.24.2T</b>	Vehicles shall be equipped with a GPS Timing transponder securely installed according to the supplied instructions.
<b>4.1.25T - Data Acquisition</b>	


<b>4.1.25.1T</b>	<p>All vehicles must have an operating AiM Data Logging System during all on-track sessions. This system shall data log and record the following data (at a sampling rate of 10hz):</p> <ul style="list-style-type: none"> <li>• RPM</li> <li>• Road speed via an undriven wheel. If the vehicle is a 4WD/AWD, then a road speed sensor is required on both axles.</li> <li>• TPS</li> <li>• GPS Speed</li> <li>• Boost (if vehicle has forced induction) sensor must be threaded into the intake manifold if it is aluminum or may be connected via a hose no longer than 50mm if the manifold is plastic.</li> <li>• Boost resolution must be set to 0.1psi</li> </ul>
<b>4.1.25.2T</b>	<p>These 5 channels will be named:</p> <ul style="list-style-type: none"> <li>• RPM</li> <li>• Vehicle Speed (LF, RF, LR or RR) as needed</li> <li>• TPS</li> <li>• GPS_Speed</li> <li>• Boost</li> </ul> <p>The units must use the GPS location as the lap timer and any optical beacons shall be ignored.</p> <p>These settings must be input into the setup of the data logger.</p>
<b>4.1.25.3T</b>	<p>The GPS antenna must be placed on the outside of the vehicle, on the roof panel. It must be placed along the longitudinal centerline of the vehicle, halfway between the front and rear edges of the roof panel.</p>
<b>4.1.25.4T</b>	<p>The data from each session must be supplied as requested by the championship. If not specified, the data must be supplied within 60 minutes of the end of the session. It is strongly recommended that all cars be equipped with an AiM Sports USB Bulkhead Adaptor, AiM Sports part number V02573030. The adaptor must be mounted in a flat panel and within 153mm of the main electrical cut-off switch at the left front of the driver's compartment. (The approved cable to connect the Adaptor is AiM Sports part number X90TMPC002.)</p>
<b>4.1.25.5T</b>	<p>All vehicles must have an operating forward-facing video camera during all on-track sessions. The video must be in a format that is easily viewed immediately after the session on a screen of at least 356mm.</p> <p>All cameras are to be mounted within the driver's compartment. Cameras are not permitted on the outside of the vehicle.</p>
<b>4.1.26T - Vehicle Compliance</b>	
<b>4.1.26.1T</b>	<p>If CTCC determines prior to the start of a qualifying or race session that a vehicle does not comply with the applicable technical specifications, the vehicle may not be allowed to compete unless the identified deficiency can be corrected sufficiently so that it will not affect safety and will not provide a competitive advantage over other vehicles.</p> <p>The minimum penalty for an infraction of CTCC Regulations is \$500.00 payable to CTCC.</p>

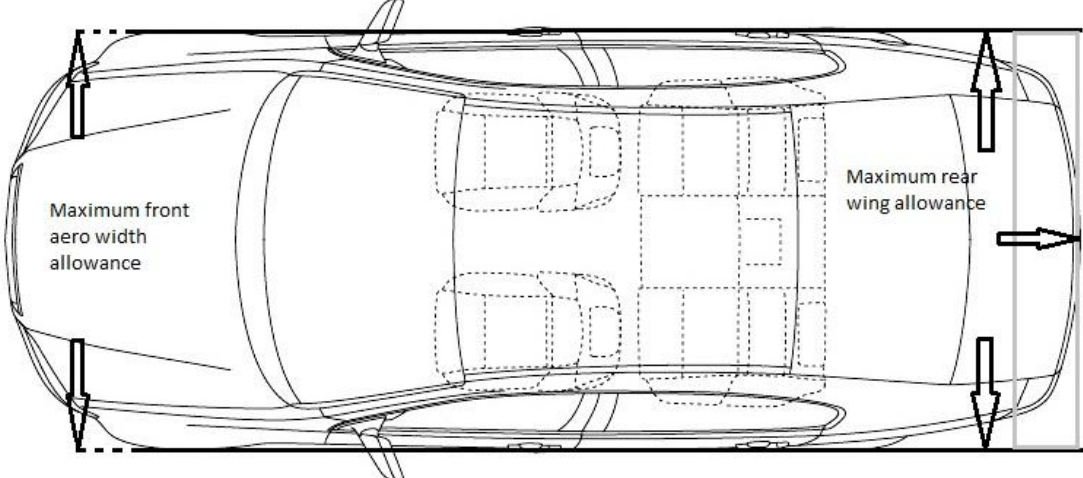
<b>4.1ST - Vehicle Category</b>	
<b>Super Touring Class</b>	
<b>4.1.1ST - General Description</b>	
<b>4.1.1.1ST</b>	Super Touring Class is the category for moderately modified touring cars with advanced suspension and aerodynamics. FWD or RWD platforms with turbo and normally aspirated power plants are permitted. 240-300 typical WHP.
<b>4.1.2ST – Engine</b>	
<b>4.1.2.1ST</b>	Maximum cylinder overbore is 1mm.
<b>4.1.2.2ST</b>	Engine internals are unrestricted except for forced-induction engines which shall remain stock unless specified by CTCC. The use of exotic material such as titanium is not permitted, except in the valve train (ie. valves, springs, keepers and retainers).
<b>4.1.2.3ST</b>	Changes resulting in a different stroke from OEM must be approved by CTCC.
<b>4.1.2.4ST</b>	May add an oil pressure accumulator.
<b>4.1.3ST - Ignition System</b>	
<b>4.1.3.1ST</b>	All electrical components including alternator and ECU are unrestricted or as specified by CTCC.
<b>4.1.4ST - Induction System</b>	
<b>4.1.4.1ST</b>	Intake manifolds shall be OE or OE-style aftermarket. Intake manifold preparation is unrestricted. Individual throttle bodies are not allowed unless specified by CTCC.
<b>4.1.4.2ST</b>	Engine ram air is allowed provided it is integral to the front fascia or utilizes existing openings in the front fascia.
<b>4.1.4.3ST</b>	Superchargers and/or turbochargers must be OEM complete including the airbox to the exit of the supercharger and/or turbocharger or as specified by CTCC.
<b>4.1.4.4ST</b>	Reserved for future use.
<b>4.1.4.5ST</b>	Vehicles may be required to install an intake restrictor and/or run with boost and/or rpm limits as specified by CTCC. Competitors may be required to design and manufacture their own restrictors. The design must first be submitted and approved before being implemented into competition. Once the design is approved by CTCC, the competitor will supply one (1) restrictor to CTCC for use as a reference sample. Any extra hardware or equipment required for the installation of the restrictor must also be approved and a reference sample also supplied.
<b>4.1.4.6ST</b>	For forced induction vehicles, the published maximum boost limit may not be exceeded.
<b>4.1.4.7ST</b>	Turbo intercoolers are unrestricted and may be relocated.
<b>4.1.4.8ST</b>	Air filter systems located before the throttle body may be modified or substituted, except as per 4.1.4.3ST.



<b>4.1.4.9ST</b>	All forced induction vehicles must use the following AiM Sports pressure sensor for collecting boost data; PRS-831. The AiM data logger must use the factory configuration for the PRS-831 sensor that is already loaded into the device.
<b>4.1.5ST – Exhaust</b>	
<b>4.1.5.1ST</b>	Exhaust is unrestricted, including replacement exhaust manifold and headers or as specified by CTCC, except as specified below.
<b>4.1.5.2ST</b>	Exhaust manifold shall remain stock on turbo-charged vehicles unless specified by CTCC.
<b>4.1.5.3ST</b>	Exhaust pipes may not enter the driver’s compartment.
<b>4.1.5.4ST</b>	The use of Catalytic Converters is recommended.
<b>4.1.6ST - Sound Limit</b>	
<b>4.1.6.1ST</b>	The maximum sound decibel limit is 104 dbA. The limit will be the same regardless of weather conditions at the individual tracks. Vehicles should measure approximately 5 dbA below the limit in warm, humid weather, so that in cooler, less humid weather they still measure below the limit. The sound variance does vary from car to car, so 5 dbA may be more or less than needed.  Only sound level readings taken by CTCC are official.
<b>4.1.7ST - Drive Train</b>	
<b>4.1.7.1ST</b>	Drive train internals are unrestricted provided the OEM housing is maintained.
<b>4.1.7.2ST</b>	Non-OEM Sequential or X-Trac transmissions are not allowed.
<b>4.1.7.3ST</b>	Reserved for future use.
<b>4.1.8ST – Fuel</b>	
<b>4.1.8.1ST</b>	Vehicles shall use CTCC 98 race fuel. All race fuel shall be purchased through the CTCC official fuel supplier. Vehicles shall be equipped with a fuel sampling port at or just above the injector rails. This port must be a “Jiffy-Tite” male plug model number 22306 or 22406 or 22505 or 22506.
<b>4.1.8.1ST Image</b>	

<b>4.1.8.2ST</b>	Each vehicle shall have enough fuel in the tank/cell at the completion of each CTCC session to provide a minimum of 250ml for testing purposes.
<b>4.1.9ST – Chassis</b>	
<b>4.1.9.1ST</b>	Vehicles shall be production based with uni-body construction as delivered by the manufacturer. No change may be made to the vehicle chassis without CTCC approval.
<b>4.1.9.2ST</b>	Seam welding is permitted.
<b>4.1.10ST – Suspension</b>	
<b>4.1.10.1ST</b>	Suspension components and adjustments are unrestricted <b>except dampers shall be maximum 3-way adjustable.</b>
<b>4.1.10.2ST</b>	Suspension pick-up points shall remain in their OEM location.
<b>4.1.10.3ST</b>	Minimum ride height is 50.8mm (two inches.) Ride height will be measured from the lowest point, or component, of the vehicle, excluding suspension, and complete wheels. Ride height will be measured utilizing the CTCC measurement equipment with the vehicle as-is without driver.
<b>4.1.11ST – Brakes</b>	
<b>4.1.11.1ST</b>	Brakes are unrestricted.
<b>4.1.11.2ST</b>	Reserved for future use.
<b>4.1.11.3ST</b>	Reserved for future use.
<b>4.1.11.4ST</b>	Reserved for future use.
<b>4.1.11.5ST</b>	Any brake pad or lining may be used.
<b>4.1.11.6ST</b>	Original brake hoses may be replaced by braided stainless steel brake lines.
<b>4.1.12ST - Wheels</b>	
<b>4.1.12.1ST</b>	Wheel spacers are allowed as long as the resulting track width remains within the track requirements. Wheel spacers must be hub-centric and sufficiently attached.
<b>4.1.12.2ST</b>	Wheel studs and nuts shall not extend past the face of the rim.
<b>4.1.12.3ST</b>	Required wheel/rim diameter is seventeen (17) or eighteen (18) inches. Maximum wheel/rim width is nine (9) inches unless specified in Appendix A.
<b>4.1.13ST – Bodywork</b>	
<b>4.1.13.1ST</b>	Bodywork materials are unrestricted, except front facia/bumper covers which must be as original (OEM).
<b>4.1.13.2ST</b>	No additional holes may be cut into the exterior of the bodywork unless approved by CTCC.


<b>4.1.13.3ST</b>	Vehicles shall use OEM or OE-style side mirrors in the OE locations.
<b>4.1.13.4ST</b>	Tow hooks must be flexible (ie. metal or strap). Acceptable solutions are shown below. The flexible metal tow hook shall not extend more than 20mm from the bodywork. Tow hooks must be strong enough to allow the vehicle to be towed/moved from any position or direction.
<b>4.1.13.4ST Images</b>	
<b>4.1.14ST - Aerodynamics – General</b>	
<b>4.1.14.1ST</b>	Front and rear bumper extensions are not allowed except as in 4.1.15ST.
<b>4.1.14.2ST</b>	Additional front or rear dive-planes are not allowed.
<b>4.1.14.3ST</b>	Additional holes may not be cut into the front or rear bumper covers.
<b>4.1.15ST - Aerodynamics – Front Splitter</b>	
<b>4.1.15.1ST</b>	An additional splitter and lip combination may be added to the OEM fascia.
<b>4.1.15.2ST</b>	No part of a front splitter and lip combination may extend forward 39mm of the front bumper contour (as viewed from above). No part of the splitter may extend rearward beyond the front axle center line.
<b>4.1.15.3ST</b>	The exposed top surface of the splitter and lip combination shall not exceed more than 77mm. No part of a front splitter shall extend beyond the perimeter (as viewed from above) of the front bumper nor beyond the width of the vehicle.
<b>4.1.15.4ST</b>	No front canards/dive planes are allowed.
<b>4.1.15.5ST</b>	No vertical “extensions” of the splitter or other items may be placed on the leading edge of the wheel opening.
<b>4.1.16ST - Aerodynamics – Rear Wings</b>	
<b>4.1.16.1ST</b>	Vehicles may use an aftermarket rear wing.
<b>4.1.16.2ST</b>	No part of a rear wing assembly shall extend beyond the perimeter of the rear bumper nor beyond the width of the vehicle as shown in the diagram below.

<p><b>4.1.16.2ST</b> Image</p>	
<p><b>4.1.16.3ST</b></p>	<p>The highest part of a rear wing assembly must be no higher than the highest point of the roof except for hatchback models where the rear wing assembly shall not extend more than 102mm above the highest point of the roof.</p>
<p><b>4.1.17ST - Aerodynamics – Rear Diffusers</b></p>	
<p><b>4.1.17.1ST</b></p>	<p>Rear diffusers are not allowed.</p>
<p><b>4.1.18ST – Windows</b></p>	
<p><b>4.1.18.1ST</b></p>	<p>All vehicles must use a stock, OE equivalent, safety glass windshield, or 6mm minimum thickness un-tinted Lexan replacement, mounted in the stock location, at the stock angle and maintaining the stock profile.</p>
<p><b>4.1.18.2ST</b></p>	<p>Side and rear windows may be replaced with plexiglass or Lexan.</p>
<p><b>4.1.18.3ST</b></p>	<p>Additional holes are permitted in the side or rear windows for the purpose of cooling or venting. Holes in the rear window are only permitted in the bottom 127mm of the window.</p>
<p><b>4.1.18.4ST</b></p>	<p>Both the driver's side and passenger's side windows shall be removed or in the down position during all track sessions.</p>
<p><b>4.1.18.5ST</b></p>	<p>Sunroofs shall be replaced by a permanently installed metal panel. Motors, rails and cables shall be removed.</p>
<p><b>4.1.18.6ST</b></p>	<p>The OE window opening shall not be blocked in any way except that a single NACA – Duct may be mounted in a single-plane (flat) piece of Lexan for the purpose of directing air into the cockpit in order to cool the driver, etc. The total plan view shall not exceed 646cm<sup>2</sup>. Any NACA-duct used shall be of the size to use a single hose in the 38mm – 77mm range. The NACA-Duct and hose shall not be modified in a way that would /restrict airflow through the duct/hose. This may be installed on one of the front door window openings but not both.</p> <p>The removal of the window net, access to the electrical cut-off and fire extinguisher controls shall not be impacted by the installation of this panel.</p>
<p><b>4.1.19ST – Dashboard</b></p>	

<b>4.1.19.1ST</b>	The dashboard assembly must remain as delivered by the manufacturer but may be modified for roll cage installation purposes.
<b>4.1.20ST – Lights</b>	
<b>4.1.20.1ST</b>	All vehicles must have operational OE or aftermarket replica headlight and taillight assemblies in place in the stock positions.
<b>4.1.20.2ST</b>	Taillights and headlights must be covered with clear tape.
<b>4.1.20.3ST</b>	All vehicles must compete with headlights and taillights illuminated in all on-track sessions regardless of weather conditions. Brake lights must be operational at all times.
<b>4.1.21ST – Fluids</b>	
<b>4.1.21.1ST</b>	Engine cooling system is unrestricted.
<b>4.1.21.2ST</b>	Engine cooling system fluid is restricted to water with an additive to reduce the surface tension of the water. Propylene Glycol and Ethylene Glycol may not be used.
<b>4.1.21.3ST</b>	Brake fluids are unrestricted.
<b>4.1.21.4ST</b>	Lubricants may be substituted with any lubricant. Additives are unrestricted.
<b>4.1.22ST – Other</b>	
<b>4.1.22.1ST</b>	Interior mirror(s) may be replaced with a multi-panel type mirror, but shall not extend beyond the confines of the interior.
<b>4.1.22.2ST</b>	Aftermarket steering wheels, and their required mounting modifications, are permitted. Removable steering wheels are permitted.
<b>4.1.22.3ST</b>	A radiator screen of minimum 6mm mesh may be added in front of the radiator, intercoolers, oil coolers and contained within the bodywork.
<b>4.1.23ST – Battery</b>	
<b>4.1.23.1ST</b>	Battery size and location are unrestricted within the bodywork. Batteries located in the driver/passenger compartment shall be in a nonconductive marine-type container or equivalent that is securely mounted as to not come loose during any on-track incident. The hot terminal must be insulated.
<b>4.1.24ST – Transponder</b>	
<b>4.1.24.1ST</b>	Vehicles shall be equipped with an AMB-compatible lap timing transponder securely installed on the front sub-frame with an unobstructed downward path for the signal. Vehicles whose Transponders are not working during any on-track session may not be timed.
<b>4.1.24.2ST</b>	Vehicles shall be equipped with a GPS Timing transponder securely installed according to the supplied instructions.
<b>4.1.25ST - Data Acquisition</b>	


<b>4.1.25.1ST</b>	<p>All vehicles must have an operating AiM Data Logging System during all on-track sessions. This system shall data log and record the following data: (at a sampling rate of 10hz)</p> <ul style="list-style-type: none"> <li>• RPM</li> <li>• Road speed via an undriven wheel. If the vehicle is a 4WD/AWD, then a road speed sensor is required on both axles.</li> <li>• TPS</li> <li>• GPS Speed</li> <li>• Boost (if vehicle has forced induction) sensor must be threaded into the intake manifold if it is aluminum or may be connected via a hose no longer than 50mm if the manifold is plastic.</li> <li>• Boost resolution must be set to 0.1psi.</li> </ul>
<b>4.1 25.2ST</b>	<p>These 5 channels will be named:</p> <ul style="list-style-type: none"> <li>• RPM</li> <li>• Vehicle Speed (LF, RF, LR or RR) as needed</li> <li>• TPS</li> <li>• GPS_Speed</li> <li>• Boost</li> </ul> <p>The units must use the GPS location as the lap timer and any optical beacons shall be ignored.</p> <p>These settings must be input into the setup of the data logger.</p>
<b>4.1.25.3ST</b>	<p>The GPS antenna must be placed on the outside of the vehicle, on the roof panel. It must be placed along the longitudinal centerline of the vehicle, halfway between the front and rear edges of the roof panel.</p>
<b>4.1.25.4ST</b>	<p>The data from each session must be supplied as requested by the championship. If not specified, the data must be supplied within 60 minutes of the end of the session. It is strongly recommended that all cars be equipped with an AiM Sports USB Bulkhead Adaptor, AiM Sports part number V02573030. The adaptor must be mounted in a flat panel and within 153mm of the main electrical cut-off switch at the left front of the driver's compartment. (The approved cable to connect the Adaptor is AiM Sports part number X90TMPC002.)</p>
<b>4.1.25.5ST</b>	<p>All vehicles must have an operating forward-facing video camera during all on-track sessions. The video must be in a format that is easily viewed immediately after the session on a screen of at least 356mm.</p> <p>All cameras are to be mounted within the driver's compartment. Cameras are not permitted on the outside of the vehicle.</p>
<b>4.1.26ST - Vehicle Compliance</b>	
<b>4.1.26.1ST</b>	<p>If CTCC determines prior to the start of a qualifying or race session that a vehicle does not comply with the applicable technical specifications, the vehicle may not be allowed to compete unless the identified deficiency can be corrected sufficiently so that it will not affect safety and will not provide a competitive advantage over other vehicles.</p> <p>The minimum penalty for an infraction of CTCC Regulations is \$500.00 payable to CTCC.</p>

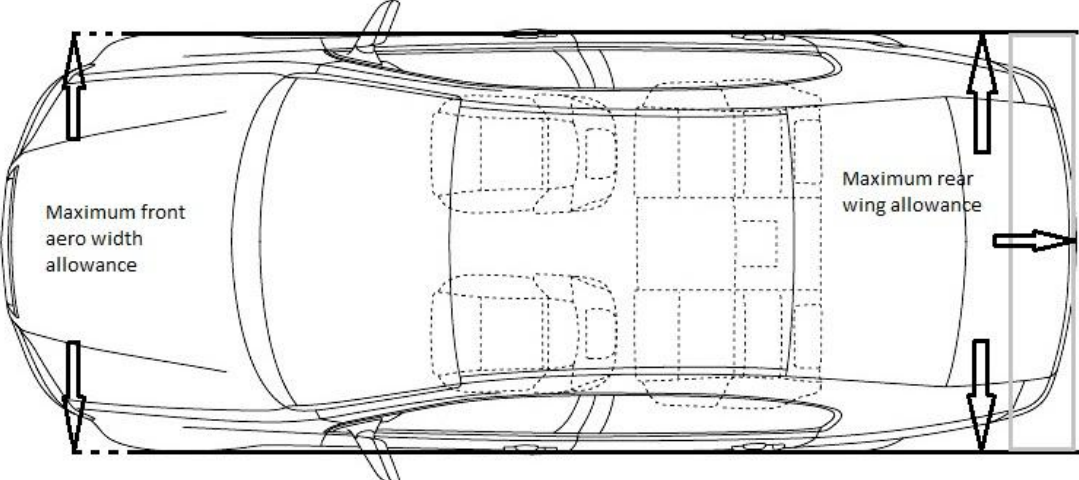
<b>4.1GTS - Vehicle Category</b>	
	<b>GT Sport Class</b>
<b>4.1.1GTS - General Description</b>	
<b>4.1.1.1GTS</b>	GT Sport Class is the category for heavily modified touring cars with advanced suspension and aerodynamics. Includes GT4 and TCR spec vehicles. FWD, RWD and AWD platforms are permitted with turbo and normally aspirated power plants permitted. 300-400 typical WHP.
<b>4.1.2GTS – Engine</b>	
<b>4.1.2.1GTS</b>	Maximum cylinder overbore is 1mm.
<b>4.1.2.2GTS</b>	Engine internals are unrestricted.
<b>4.1.2.3GTS</b>	Changes resulting in a different stroke from OEM must be approved by CTCC.
<b>4.1.2.4GTS</b>	May add an oil pressure accumulator.
<b>4.1.3GTS - Ignition System</b>	
<b>4.1.3.1GTS</b>	All electrical components including alternator and ECU are unrestricted or as specified by CTCC.
<b>4.1.4GTS - Induction System</b>	
<b>4.1.4.1GTS</b>	Intake manifolds shall be OE or OE-style aftermarket. Intake manifold preparation is unrestricted. Individual throttle bodies are not allowed unless specified by CTCC.
<b>4.1.4.2GTS</b>	Engine ram air is allowed provided it is integral to the front fascia or utilizes existing openings in the front fascia.
<b>4.1.4.3GTS</b>	Superchargers and/or turbochargers must be OEM complete including the airbox to the exit of the supercharger and/or turbocharger or as specified by CTCC.
<b>4.1.4.4GTS</b>	Reserved for future use.
<b>4.1.4.5GTS</b>	Vehicles may be required to install an intake restrictor and/or run with boost and/or rpm limits as specified by CTCC. Competitors may be required to design and manufacture their own restrictors. The design must first be submitted and approved before being implemented into competition. Once the design is approved by CTCC, the competitor will supply one (1) restrictor to CTCC for use as a reference sample. Any extra hardware or equipment required for the installation of the restrictor must also be approved and a reference sample also supplied.
<b>4.1.4.6GTS</b>	For forced induction vehicles, the published maximum boost limit may not be exceeded.
<b>4.1.4.7GTS</b>	Turbo intercoolers are unrestricted and may be relocated.
<b>4.1.4.8GTS</b>	Air filter systems located before the throttle body may be modified or substituted, except as per 4.1.4.3GTS.

<b>4.1.4.9GTS</b>	All forced induction vehicles must use the following AiM Sports pressure sensor for collecting boost data; PRS-831. The AiM data logger must use the factory configuration for the PRS-831 sensor that is already loaded into the device.
<b>4.1.5GTS – Exhaust</b>	
<b>4.1.5.1GTS</b>	Exhaust is unrestricted, including replacement exhaust manifolds and headers or as specified by CTCC, except as specified below.
<b>4.1.5.2GTS</b>	Exhaust manifold shall remain stock on turbo-charged vehicles unless specified by CTCC.
<b>4.1.5.3GTS</b>	Exhaust pipes may not enter the driver’s compartment.
<b>4.1.5.4GTS</b>	The use of Catalytic Converters is recommended.
<b>4.1.6GTS - Sound Limit</b>	
<b>4.1.6.1GTS</b>	The maximum sound decibel limit is 104 dbA. The limit will be the same regardless of weather conditions at the individual tracks. Vehicles should measure approximately 5 dbA below the limit in warm, humid weather, so that in cooler, less humid weather they still measure below the limit. The sound variance does vary from car to car, so 5 dbA may be more or less than needed.  Only sound level readings taken by CTCC are official.
<b>4.1.7GTS - Drive Train</b>	
<b>4.1.7.1GTS</b>	Drive train internals are unrestricted provided the OEM housing is maintained.
<b>4.1.7.2GTS</b>	Reserved for future use.
<b>4.1.7.3GTS</b>	Reserved for future use.
<b>4.1.8GTS – Fuel</b>	
<b>4.1.8.1GTS</b>	Vehicles shall use CTCC 98 race fuel. All race fuel shall be purchased through the CTCC official fuel supplier. Vehicles shall be equipped with a fuel sampling port at or just above the injector rails. This port must be a “Jiffy-Tite” male plug model number 22306 or 22406 or 22505 or 22506.
<b>4.1.8.1GTS Image</b>	



<b>4.1.8.2GTS</b>	Each vehicle shall have enough fuel in the tank/cell at the completion of each CTCC session to provide a minimum of 250ml for testing purposes.
<b>4.1.9GTS – Chassis</b>	
<b>4.1.9.1GTS</b>	Vehicles shall be production based with uni-body construction as delivered by the manufacturer. No change may be made to the vehicle chassis without CTCC approval.
<b>4.1.9.2GTS</b>	Seam welding is permitted.
<b>4.1.10GTS – Suspension</b>	
<b>4.1.10.1GTS</b>	Suspension components and adjustments are unrestricted.
<b>4.1.10.2GTS</b>	Suspension pick-up points shall remain in their OEM location.
<b>4.1.10.3GTS</b>	Minimum ride height is 50.8mm (two inches). Ride height will be measured from the lowest point, or component, of the vehicle, excluding suspension, and complete wheels. Ride height will be measured utilizing the CTCC measurement equipment with the vehicle as-is without driver.
<b>4.1.11GTS – Brakes</b>	
<b>4.1.11.1GTS</b>	Brakes are unrestricted.
<b>4.1.11.2GTS</b>	Reserved for future use.
<b>4.1.11.3GTS</b>	Reserved for future use.
<b>4.1.11.4GTS</b>	Reserved for future use.
<b>4.1.11.5GTS</b>	Any brake pad or lining may be used.
<b>4.1.11.6GTS</b>	Original brake hoses may be replaced by braided stainless steel brake lines.
<b>4.1.12GTS - Wheels</b>	
<b>4.1.12.1GTS</b>	Wheel spacers are allowed as long as the resulting track width remains within the track requirements. Wheel spacers must be hub-centric and sufficiently attached.
<b>4.1.12.2GTS</b>	Wheel studs and nuts shall not extend past the face of the rim.
<b>4.1.12.3GTS</b>	Required wheel/rim diameter is eighteen (18) inches. Maximum front wheel/rim width is eleven (11) inches. Maximum rear wheel/rim width is twelve (12) inches.
<b>4.1.13GTS – Bodywork</b>	
<b>4.1.13.1GTS</b>	Bodywork materials are unrestricted, except front fascia/bumper covers which must be as original (OEM).
<b>4.1.13.2GTS</b>	No additional holes may be cut into the exterior of the bodywork unless approved by CTCC.


<b>4.1.13.3GTS</b>	Vehicles shall use OEM or OE-style side mirrors in their OE locations.
<b>4.1.13.4GTS</b>	Tow hooks must be flexible (ie. metal or strap). Acceptable solutions are shown below. The flexible metal tow hook shall not extend more than 20mm from the bodywork. Tow hooks must be strong enough to allow the vehicle to be towed/moved from any position or direction.
<b>4.1.13.4GTS Images</b>	
<b>4.1.14GTS - Aerodynamics – General</b>	
<b>4.1.14.1GTS</b>	Front and rear bumper extensions are not allowed except as in 4.1.15GTS.
<b>4.1.14.2GTS</b>	Additional front or rear dive-planes are not allowed.
<b>4.1.14.3GTS</b>	Additional holes may not be cut into the rear bumper covers.
<b>4.1.15GTS - Aerodynamics – Front Splitter</b>	
<b>4.1.15.1GTS</b>	An additional splitter and lip combination may be added to the OEM fascia.
<b>4.1.15.2GTS</b>	Reserved for future use.
<b>4.1.15.3GTS</b>	Reserved for future use.
<b>4.1.15.4GTS</b>	Front canards/dive planes are allowed provided they remain within the parameters of the splitter. They must be a minimum of 13mm thick and designed to minimize the opportunity for damage to other vehicles and/or injury to persons both on the track and in the paddock.
<b>4.1.15.5GTS</b>	Reserved for future use.
<b>4.1.16GTS - Aerodynamics – Rear Wings</b>	
<b>4.1.16.1GTS</b>	Vehicles may use an aftermarket rear wing.
<b>4.1.16.2GTS</b>	No part of a rear wing assembly shall extend beyond the perimeter of the rear bumper or beyond the width of the vehicle as shown in the diagram below.

<p><b>4.1.16.2GTS</b> Image</p>	
<p><b>4.1.16.3GTS</b></p>	<p>The highest part of a rear wing assembly must be no higher than the highest point of the roof except for hatchback models where the rear wing assembly shall not extend more that 102mm above the highest point of the roof.</p>
<p><b>4.1.17GTS - Aerodynamics – Rear Diffusers</b></p>	
<p><b>4.1.17.1GTS</b></p>	<p>Reserved for future use.</p>
<p><b>4.1.18GTS – Windows</b></p>	
<p><b>4.1.18.1GTS</b></p>	<p>All vehicles must use a stock, OE equivalent, safety glass windshield, or 6mm minimum thickness un-tinted Lexan replacement, mounted in the stock location, at the stock angle and maintaining the stock profile.</p>
<p><b>4.1.18.2GTS</b></p>	<p>Side and rear windows may be replaced with plexiglass or Lexan.</p>
<p><b>4.1.18.3GTS</b></p>	<p>Additional holes are permitted in the side or rear windows for the purpose of cooling or venting. Holes in the rear window are only permitted in the bottom 127mm of the window.</p>
<p><b>4.1.18.4GTS</b></p>	<p>Both the driver’s side and passenger’s side windows shall be removed or in the down position during all track sessions.</p>
<p><b>4.1.18.5GTS</b></p>	<p>Sunroofs shall be replaced by a permanently installed metal panel. Motors, rails and cables shall be removed.</p>
<p><b>4.1.18.6GTS</b></p>	<p>The OE window opening shall not be blocked in any way except that a single NACA – Duct may be mounted in a single-plane (flat) piece of Lexan for the purpose of directing air into the cockpit in order to cool the driver, etc. The total plan view shall not exceed 646cm<sup>2</sup>. Any NACA-duct used shall be of the size to use a single hose in the 38mm – 77mm range. The NACA-Duct and hose shall not be modified in a way that would /restrict airflow through the duct/hose. This may be installed on one of the front door window openings but not both.</p> <p>The removal of the window net, access to the electrical cut-off and fire extinguisher controls shall not be impacted by the installation of this panel.</p>
<p><b>4.1.19GTS – Dashboard</b></p>	

<b>4.1.19.1GTS</b>	The dashboard assembly must remain as delivered by the manufacturer but may be modified for roll cage installation purposes.
<b>4.1.20GTS – Lights</b>	
<b>4.1.20.1GTS</b>	All vehicles must have operational OE or aftermarket replica headlight and taillight assemblies in place in the stock positions.
<b>4.1.20.2GTS</b>	Taillights and headlights must be covered with clear tape.
<b>4.1.20.3GTS</b>	All vehicles must compete with headlights and taillights illuminated in all on-track sessions regardless of weather conditions. Brake lights must be operational at all times.
<b>4.1.21GTS – Fluids</b>	
<b>4.1.21.1GTS</b>	Engine cooling system is unrestricted.
<b>4.1.21.2GTS</b>	Engine cooling system fluid is restricted to water with an additive to reduce the surface tension of the water. Propylene Glycol and Ethylene Glycol may not be used.
<b>4.1.21.3GTS</b>	Brake fluids are unrestricted.
<b>4.1.21.4GTS</b>	Lubricants may be substituted with any lubricant. Additives are unrestricted.
<b>4.1.22GTS – Other</b>	
<b>4.1.22.1GTS</b>	Interior mirror(s) may be replaced with a multi-panel type mirror, but shall not extend beyond the confines of the interior.
<b>4.1.22.2GTS</b>	Aftermarket steering wheels, and their required mounting modifications, are permitted. Removable steering wheels are permitted.
<b>4.1.22.3GTS</b>	A radiator screen of minimum 6mm may be added in front of the radiator, intercoolers, oil coolers and contained within the bodywork.
<b>4.1.23GTS – Battery</b>	
<b>4.1.23.1GTS</b>	Battery size and location are unrestricted within the bodywork. Batteries located in the driver/passenger compartment shall be in a nonconductive marine-type container or equivalent that is securely mounted as to not come loose during any on-track incident. The hot terminal must be insulated.
<b>4.1.24GTS – Transponder</b>	
<b>4.1.24.1GTS</b>	Vehicles shall be equipped with an AMB-compatible lap timing transponder securely installed on the front sub-frame with an unobstructed downward path for the signal. Vehicles whose Transponders are not working during any on-track session may not be timed.
<b>4.1.24.2GTS</b>	Vehicles shall be equipped with a GPS Timing transponder securely installed according to the supplied instructions.
<b>4.1.25GTS - Data Acquisition</b>	


<b>4.1.25.1GTS</b>	<p>All vehicles must have an operating AiM Data Logging System during all on-track sessions. This system shall data log and record the following data: (at a sampling rate of 10hz)</p> <ul style="list-style-type: none"> <li>• RPM</li> <li>• Road speed via an undriven wheel. If the vehicle is a 4WD/AWD, then a road speed sensor is required on both axles.</li> <li>• TPS</li> <li>• GPS Speed</li> <li>• Boost (if vehicle has forced induction) sensor must be threaded into the intake manifold if it is aluminum or may be connected via a hose no longer than 50mm if the manifold is plastic.</li> <li>• Boost resolution must be set to 0.1psi.</li> </ul>
<b>4.1 25.2GTS</b>	<p>These 5 channels will be named:</p> <ul style="list-style-type: none"> <li>• RPM</li> <li>• Vehicle Speed (LF, RF, LR or RR) as needed</li> <li>• TPS</li> <li>• GPS_Speed</li> <li>• Boost</li> </ul> <p>The units must use the GPS location as the lap timer and any optical beacons shall be ignored.</p> <p>These settings must be inputted into the setup of the data logger.</p>
<b>4.1.25.3GTS</b>	<p>The GPS antenna must be placed on the outside of the vehicle, on the roof panel. It must be placed along the longitudinal centerline of the vehicle, halfway between the front and rear edges of the roof panel.</p>
<b>4.1.25.4GTS</b>	<p>The data from each session must be supplied as requested by the championship. If not specified, the data must be supplied within 60 minutes of the end of the session. It is strongly recommended that all cars be equipped with an AiM Sports USB Bulkhead Adaptor, AiM Sports part number V02573030. The adaptor must be mounted in a flat panel and within 153mm of the main electrical cut-off switch at the left front of the driver's compartment. (The approved cable to connect the Adaptor is AiM Sports part number X90TMPC002.)</p>
<b>4.1.25.5GTS</b>	<p>All vehicles must have an operating forward-facing video camera during all on-track sessions. The video must be in a format that is easily viewed immediately after the session on a screen of at least 356mm.</p> <p>All cameras are to be mounted within the driver's compartment. Cameras are not permitted on the outside of the vehicle.</p>
<b>4.1.26GTS - Vehicle Compliance</b>	
<b>4.1.26.1GTS</b>	<p>If CTCC determines prior to the start of a qualifying or race session that a vehicle does not comply with the applicable technical specifications, the vehicle may not be allowed to compete unless the identified deficiency can be corrected sufficiently so that it will not affect safety and will not provide a competitive advantage over other vehicles.</p> <p>The minimum penalty for an infraction of CTCC Regulations is \$500.00 payable to CTCC.</p>

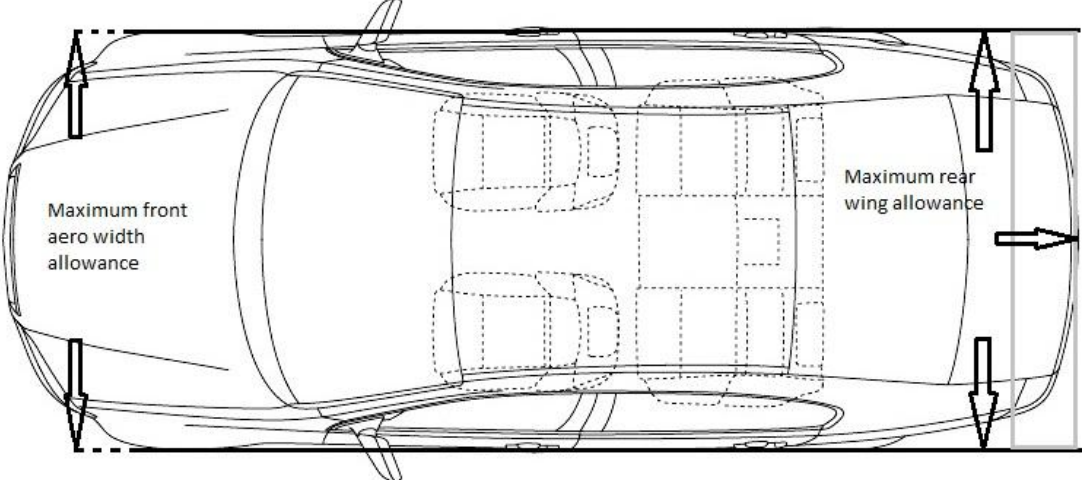
<b>4.1GTC - Vehicle Category</b>	
	<b>GT Cup Class</b>
<b>4.1.1GTC - General Description</b>	
<b>4.1.1.1GTC</b>	GT Cup Class is the category for Porsche GT3 Cup and Ferrari 458 Challenge spec cars. Other make/models may be permitted with CTCC official approval. 400+ typical WHP.
<b>4.1.2GTC – Engine</b>	
<b>4.1.2.1GTC</b>	Maximum cylinder overbore is 1mm.
<b>4.1.2.2GTC</b>	Engine internals are unrestricted.
<b>4.1.2.3GTC</b>	Changes resulting in a different stroke from OEM must be approved by CTCC.
<b>4.1.2.4GTC</b>	May add an oil pressure accumulator.
<b>4.1.3GTC - Ignition System</b>	
<b>4.1.3.1GTC</b>	All electrical components including alternator and ECU are unrestricted or as specified by CTCC.
<b>4.1.4GTC - Induction System</b>	
<b>4.1.4.1GTC</b>	Intake manifolds shall be OE or OE-style aftermarket. Intake manifold preparation is unrestricted. Individual throttle bodies are not allowed unless specified by CTCC.
<b>4.1.4.2GTC</b>	Engine ram air is allowed provided it is integral to the front fascia or utilizes existing openings in the front fascia.
<b>4.1.4.3GTC</b>	Superchargers and/or turbochargers must be OEM complete including the airbox to the exit of the supercharger and/or turbocharger or as specified by CTCC.
<b>4.1.4.4GTC</b>	Reserved for future use.
<b>4.1.4.5GTC</b>	Vehicles may be required to install an intake restrictor and/or run with boost and/or rpm limits as specified by CTCC. Competitors may be required to design and manufacture their own restrictors. The design must first be submitted and approved before being implemented into competition. Once the design is approved by CTCC, the competitor will supply one (1) restrictor to CTCC for use as a reference sample. Any extra hardware or equipment required for the installation of the restrictor must also be approved and a reference sample also supplied.
<b>4.1.4.6GTC</b>	For forced induction vehicles, the published maximum boost limit may not be exceeded.
<b>4.1.4.7GTC</b>	Turbo intercoolers are unrestricted and may be relocated.
<b>4.1.4.8GTC</b>	Air filter systems located before the throttle body may be modified or substituted, except as per 4.1.4.3GTC.

<b>4.1.4.9GTC</b>	It is recommended that all forced induction vehicles must use the following AiM Sports pressure sensor for collecting boost data; PRS-831. The data logger must use the factory configuration for the PRS-831 sensor that is already loaded into the device.
<b>4.1.5GTC – Exhaust</b>	
<b>4.1.5.1GTC</b>	Exhaust is unrestricted, including replacement exhaust manifolds and headers or as specified by CTCC, except as specified below.
<b>4.1.5.2GTC</b>	Exhaust manifold shall remain stock on turbo-charged vehicles unless specified by CTCC.
<b>4.1.5.3GTC</b>	Exhaust pipes may not enter the driver’s compartment.
<b>4.1.5.4GTC</b>	The use of Catalytic Converters is recommended.
<b>4.1.6GTC - Sound Limit</b>	
<b>4.1.6.1GTC</b>	The maximum sound decibel limit is 104 dbA. The limit will be the same regardless of weather conditions at the individual tracks. Vehicles should measure approximately 5 dbA below the limit in warm, humid weather, so that in cooler, less humid weather they still measure below the limit. The sound variance does vary from car to car, so 5 dbA may be more or less than needed.  Only sound level readings taken by CTCC are official.
<b>4.1.7GTC - Drive Train</b>	
<b>4.1.7.1GTC</b>	Drive train internals are unrestricted provided the OEM housing is maintained.
<b>4.1.7.2GTC</b>	Reserved for future use.
<b>4.1.7.3GTC</b>	Reserved for future use.
<b>4.1.8GTC – Fuel</b>	
<b>4.1.8.1GTC</b>	Vehicles shall use CTCC supplied race fuel. All race fuel shall be purchased through the CTCC official fuel supplier. Vehicles shall be equipped with a fuel sampling port at or just above the injector rails. This port must be a “Jiffy-Tite” male plug model number 22306 or 22406 or 22505 or 22506.
<b>4.1.8.1GTC Image</b>	

<b>4.1.8.2GTC</b>	Each vehicle shall have enough fuel in the tank/cell at the completion of each CTCC session to provide a minimum of 250ml for testing purposes.
<b>4.1.9GTC – Chassis</b>	
<b>4.1.9.1GTC</b>	Vehicles shall be production based with uni-body construction as delivered by the manufacturer. No change may be made to the vehicle chassis without CTCC approval.
<b>4.1.9.2GTC</b>	Seam welding is permitted.
<b>4.1.10GTC – Suspension</b>	
<b>4.1.10.1GTC</b>	Suspension components and adjustments are unrestricted.
<b>4.1.10.2GTC</b>	Suspension pick-up points shall remain in their OEM location.
<b>4.1.10.3GTC</b>	Minimum ride height is 50.8mm (two inches). Ride height will be measured from the lowest point, or component, of the vehicle, excluding suspension, and complete wheels. Ride height will be measured utilizing the CTCC measurement equipment with the vehicle as-is without driver.
<b>4.1.11GTC – Brakes</b>	
<b>4.1.11.1GTC</b>	Brakes are unrestricted.
<b>4.1.11.2GTC</b>	Reserved for future use.
<b>4.1.11.3GTC</b>	Reserved for future use.
<b>4.1.11.4GTC</b>	Reserved for future use.
<b>4.1.11.5GTC</b>	Any brake pad or lining may be used.
<b>4.1.11.6GTC</b>	Original brake hoses may be replaced by braided stainless steel brake lines.
<b>4.1.12GTC - Wheels</b>	
<b>4.1.12.1GTC</b>	Wheel spacers are allowed as long as the resulting track width remains within the track requirements. Wheel spacers must be hub-centric and sufficiently attached.
<b>4.1.12.2GTC</b>	Wheel studs and nuts shall not extend past the face of the rim.
<b>4.1.12.3GTC</b>	Required wheel/rim diameter is eighteen (18) inches. Maximum front wheel/rim width is eleven (11) inches. Maximum rear wheel/rim width is twelve (12) inches.
<b>4.1.13GTC – Bodywork</b>	
<b>4.1.13.1GTC</b>	Bodywork materials are unrestricted, except front fascia/bumper covers which must be as original (OEM).
<b>4.1.13.2GTC</b>	No additional holes may be cut into the exterior of the bodywork unless approved by CTCC.



<b>4.1.13.3GTC</b>	Vehicles shall use OEM or OE-style side mirrors in their OE locations.
<b>4.1.13.4GTC</b>	Tow hooks must be flexible (ie. metal or strap). Acceptable solutions are shown below. The flexible metal tow hook shall not extend more than 20mm from the bodywork. Tow hooks must be strong enough to allow the vehicle to be towed/moved from any position or direction.
<b>4.1.13.4GTC Images</b>	
<b>4.1.14GTC - Aerodynamics – General</b>	
<b>4.1.14.1GTC</b>	Front and rear bumper extensions are not allowed except as in 4.1.15GTC.
<b>4.1.14.2GTC</b>	Additional front or rear dive-planes are not allowed.
<b>4.1.14.3GTC</b>	Additional holes may not be cut into the rear bumper covers.
<b>4.1.15GTC - Aerodynamics – Front Splitter</b>	
<b>4.1.15.1GTC</b>	An additional splitter and lip combination may be added to the OEM fascia.
<b>4.1.15.2GTC</b>	Reserved for future use.
<b>4.1.15.3GTC</b>	Reserved for future use.
<b>4.1.15.4GTC</b>	Front canards/dive planes are allowed provided they remain within the parameters of the splitter. They must be a minimum of 13mm thick and designed to minimize the opportunity for damage to other vehicles and/or injury to persons both on the track and in the paddock.
<b>4.1.15.5GTC</b>	Reserved for future use.
<b>4.1.16GTC - Aerodynamics – Rear Wings</b>	
<b>4.1.16.1GTC</b>	Vehicles may use an aftermarket rear wing.
<b>4.1.16.2GTC</b>	No part of a rear wing assembly shall extend beyond the perimeter of the rear bumper or beyond the width of the vehicle as shown in the diagram below.

<p><b>4.1.16.2GTC</b> <b>Image</b></p>	
<p><b>4.1.16.3GTC</b></p>	<p>The highest part of a rear wing assembly must be no higher than the highest point of the roof except for hatchback models where the rear wing assembly shall not extend more that 102mm above the highest point of the roof.</p>
<p><b>4.1.17GTC - Aerodynamics – Rear Diffusers</b></p>	
<p><b>4.1.17.1GTC</b></p>	<p>Reserved for future use.</p>
<p><b>4.1.18GTC – Windows</b></p>	
<p><b>4.1.18.1GTC</b></p>	<p>All vehicles must use a stock, OE equivalent, safety glass windshield, or 6mm minimum thickness un-tinted Lexan replacement, mounted in the stock location, at the stock angle and maintaining the stock profile.</p>
<p><b>4.1.18.2GTC</b></p>	<p>Side and rear windows may be replaced with plexiglass or Lexan.</p>
<p><b>4.1.18.3GTC</b></p>	<p>Additional holes are permitted in the side or rear windows for the purpose of cooling or venting. Holes in the rear window are only permitted in the bottom 127mm of the window.</p>
<p><b>4.1.18.4GTC</b></p>	<p>Both the driver’s side and passenger’s side windows shall be removed or in the down position during all track sessions.</p>
<p><b>4.1.18.5GTC</b></p>	<p>Sunroofs shall be replaced by a permanently installed metal panel. Motors, rails and cables shall be removed.</p>
<p><b>4.1.18.6GTC</b></p>	<p>The OE window opening shall not be blocked in any way except that a single NACA – Duct may be mounted in a single-plane (flat) piece of Lexan for the purpose of directing air into the cockpit in order to cool the driver, etc. The total plan view shall not exceed 646cm<sup>2</sup>. Any NACA-duct used shall be of the size to use a single hose in the 38mm – 77mm range. The NACA-Duct and hose shall not be modified in a way that would /restrict airflow through the duct/hose. This may be installed on one of the front door window openings but not both.</p> <p>The removal of the window net, access to the electrical cut-off and fire extinguisher controls shall not be impacted by the installation of this panel.</p>
<p><b>4.1.19GTC – Dashboard</b></p>	

<b>4.1.19.1GTC</b>	The dashboard assembly must remain as delivered by the manufacturer but may be modified for roll cage installation purposes.
<b>4.1.20GTC – Lights</b>	
<b>4.1.20.1GTC</b>	All vehicles must have operational OE or aftermarket replica headlight and taillight assemblies in place in the stock positions.
<b>4.1.20.2GTC</b>	Taillights and headlights must be covered with clear tape.
<b>4.1.20.3GTC</b>	All vehicles must compete with headlights and taillights illuminated in all on-track sessions regardless of weather conditions. Brake lights must be operational at all times.
<b>4.1.21GTC – Fluids</b>	
<b>4.1.21.1GTC</b>	Engine cooling system is unrestricted.
<b>4.1.21.2GTC</b>	Engine cooling system fluid is restricted to water with an additive to reduce the surface tension of the water. Propylene Glycol and Ethylene Glycol may not be used.
<b>4.1.21.3GTC</b>	Brake fluids are unrestricted.
<b>4.1.21.4GTC</b>	Lubricants may be substituted with any lubricant. Additives are unrestricted.
<b>4.1.22GTC – Other</b>	
<b>4.1.22.1GTC</b>	Interior mirror(s) may be replaced with a multi-panel type mirror, but shall not extend beyond the confines of the interior.
<b>4.1.22.2GTC</b>	Aftermarket steering wheels, and their required mounting modifications, are permitted. Removable steering wheels are permitted.
<b>4.1.22.3GTC</b>	A radiator screen of minimum 6mm may be added in front of the radiator, intercoolers, oil coolers and contained within the bodywork.
<b>4.1.23GTC – Battery</b>	
<b>4.1.23.1GTC</b>	Battery size and location are unrestricted within the bodywork. Batteries located in the driver/passenger compartment shall be in a nonconductive marine-type container or equivalent that is securely mounted as to not come loose during any on-track incident. The hot terminal must be insulated.
<b>4.1.24GTC – Transponder</b>	
<b>4.1.24.1GTC</b>	Vehicles shall be equipped with an AMB-compatible lap timing transponder securely installed on the front sub-frame with an unobstructed downward path for the signal. Vehicles whose Transponders are not working during any on-track session may not be timed.
<b>4.1.24.2GTC</b>	Vehicles shall be equipped with a GPS Timing transponder securely installed according to the supplied instructions.
<b>4.1.25GTC - Data Acquisition</b>	

<b>4.1.25.1GTC</b>	<p>All vehicles must have an operating data logging system during all on-track sessions. This system shall data log and record the following data: (at a sampling rate of 10hz)</p> <ul style="list-style-type: none"> <li>• RPM</li> <li>• Road speed via an undriven wheel. If the vehicle is a 4WD/AWD, then a road speed sensor is required on both axles.</li> <li>• TPS</li> <li>• GPS Speed</li> <li>• Boost (if vehicle has forced induction) sensor must be threaded into the intake manifold if it is aluminum or may be connected via a hose no longer than 50mm if the manifold is plastic.</li> <li>• Boost resolution must be set to 0.1psi.</li> </ul>
<b>4.1 25.2GTC</b>	<p>These 5 channels will be named:</p> <ul style="list-style-type: none"> <li>• RPM</li> <li>• Vehicle Speed (LF, RF, LR or RR) as needed</li> <li>• TPS</li> <li>• GPS_Speed</li> <li>• Boost</li> </ul> <p>The units must use the GPS location as the lap timer and any optical beacons shall be ignored.</p> <p>These settings must be inputted into the setup of the data logger.</p>
<b>4.1.25.3GTC</b>	<p>The GPS antenna must be placed on the outside of the vehicle, on the roof panel. It must be placed along the longitudinal centerline of the vehicle, halfway between the front and rear edges of the roof panel.</p>
<b>4.1.25.4GTC</b>	<p>The data from each session must be supplied as requested by the championship. If not specified, the data must be supplied within 60 minutes of the end of the session. It is strongly recommended that all cars be equipped with AiM Data Logging System with an AiM Sports USB Bulkhead Adaptor, AiM Sports part number V02573030. The adaptor must be mounted in a flat panel and within 153mm of the main electrical cut-off switch at the left front of the driver's compartment. (The approved cable to connect the Adaptor is AiM Sports part number X90TMPC002.)</p>
<b>4.1.25.5GTC</b>	<p>All vehicles must have an operating forward-facing video camera during all on-track sessions. The video must be in a format that is easily viewed immediately after the session on a screen of at least 356mm.</p> <p>All cameras are to be mounted within the driver's compartment. Cameras are not permitted on the outside of the vehicle.</p>
<b>4.1.26GTC - Vehicle Compliance</b>	
<b>4.1.26.1GTC</b>	<p>If CTCC determines prior to the start of a qualifying or race session that a vehicle does not comply with the applicable technical specifications, the vehicle may not be allowed to compete unless the identified deficiency can be corrected sufficiently so that it will not affect safety and will not provide a competitive advantage over other vehicles.</p> <p>The minimum penalty for an infraction of CTCC Regulations is \$500.00 payable to CTCC.</p>

## **4.2 Tires**

- 4.2.1** The specified tire for CTCC is the Pirelli Racing Slick and Pirelli Racing Rain tire.
- 4.2.2** The standard tire size for each vehicle is identified in Appendix A.
- 4.2.3** Tire shaving and/or grooving is not permitted.
- 4.2.4** All tires shall be purchased in Canada through the CTCC tire dealer, Touchette Motorsport.
- 4.2.5** Tires must be mounted showing the yellow Pirelli logo outwards.

## **4.3 Vehicle Appearance**

- 4.3.1** All CTCC participating vehicles shall be neat and clean in appearance.
- 4.3.2** Any modifications to a vehicle shall be done in a way that maintains this requirement.
- 4.3.3** CTCC reserves the right to prohibit a vehicle from appearing on course due to its appearance, including, but not limited to, damage sustained from an on-track incident at the current, or any previous, event.
- 4.3.4** It is required that all support vehicles, including, but not limited to, pit carts, scooters, trailers, transporters, etc., be maintained in a similar manner.

## **4.4 Decals**

### **4.4.1 General Provisions**

- 4.4.1.1** The display of all required CTCC decals at all times during a CTCC Event is an eligibility requirement for CTCC vehicles.
- 4.4.1.2** All required decals must be placed and displayed in the locations and positions specified by CTCC. No other decals may be within 100mm of the CTCC Mandatory Decals.
- 4.4.1.3** Vehicles with damaged, missing, or incorrect CTCC decals may not be permitted to participate in CTCC events.
- 4.4.1.4** Vehicles with decals identifying other series may not be permitted to participate in CTCC events.
- 4.4.1.5** Sufficient contrast between required CTCC decals and the colour of the background must be maintained.
- 4.4.1.6** CTCC Mandatory Decals must not be modified, cut, or trimmed in any way.

### **4.4.2 Reserved Area**

- 4.4.2.1** The areas defined by the rear of the front wheel opening back to the centre of the front doors, and from the bottom of the window opening down to the bottom of the door, are reserved for CTCC decals.
- 4.4.2.2** No other decals are permitted on the windshield except those specified by CTCC.
- 4.4.2.3** No other advertising, lettering, or artwork may appear or interfere in any way with the reserved area.
- 4.4.2.4** Vehicle graphics are acceptable in the reserved area, provided they are placed behind CTCC Mandatory Decals.

#### **4.4.3 Conflicting Sponsors**

- 4.4.3.1** Vehicle sponsor identification and graphics are permitted, but must not interfere with CTCC decals, or be in conflict with CTCC Sponsor Partners and must otherwise be deemed to be in good taste in the opinion of CTCC.
- 4.4.3.2** The determination and decision as to whether a Sponsor conflict exists, or whether any graphics are in poor taste, rests solely with CTCC, who reserves the right to order the removal, temporarily or permanently, of any and all such graphics.

#### **4.4.4 Mandatory Decals**

- 4.4.4.1** See figure 1.0 for placement of mandatory decals.
- 4.4.4.2** Competitors are responsible for their name decals as designated. Name shall be white and 76mm high, Arial Bold font.
- 4.4.4.3** CTCC shall provide each competitor with a set of door panels and door numbers, a number(s) for the front window and a number(s) for the rear window.
- 4.4.4.4** CTCC shall provide the competitor with CTCC partner decals as required.

### **4.5 Driver Safety Equipment**

#### **4.5.1 Safety Helmets**

Drivers shall use a safety helmet with standards defined in FIA Technical List #25. It is recommended that helmets be equipped with a Helmet Removal System Example (“Eject” System).

[https://www.fia.com/sites/default/files/125\\_standards\\_for\\_helmets\\_2.pdf](https://www.fia.com/sites/default/files/125_standards_for_helmets_2.pdf)

#### **4.5.2 Flame Resistant Clothing**

Drivers shall use flame resistant clothing with standards defined in FIA Technical List #27.

[https://www.fia.com/sites/default/files/127\\_approved\\_clothing\\_materials\\_61.pdf](https://www.fia.com/sites/default/files/127_approved_clothing_materials_61.pdf)

#### **4.5.3 Frontal Head Restraint**

Drivers shall use a frontal head restraint with standards defined in FIA Technical List #29.

[https://www.fia.com/sites/default/files/129\\_approved\\_fhr\\_systems\\_15.pdf](https://www.fia.com/sites/default/files/129_approved_fhr_systems_15.pdf)

## 4.6 Vehicle Safety

### 4.6.1 General Provisions

Vehicles shall comply with current FIA-sanctioned specifications regarding safety equipment including but not limited to cages, seats, seat belts and window nets.

### 4.6.2 Cut-off Switches

Vehicles shall be equipped with a “Cut-off Switch” easily accessible from outside the Vehicle. This switch will cut all electrical circuits (ignition, fuel pumps, lights, alternator, etc.) but shall not affect the operation of the on-board fire extinguisher.

The location of the switch shall be clearly marked by the official international marking – a red spark in a white-edged, blue triangle. The Switch or Switch Control must be located in front of the windshield on the driver’s side on either the cowl or fender, close enough to be accessed by the driver.

Alternately, the switch may be mounted on the Roll Cage on the driver’s side on a bracket attached to the “A” pillar/down-tube, close enough to be accessed by the driver. No holes may be drilled in the cage tube to facilitate this installation.

### 4.6.3 Fire Suppression

All vehicles shall be equipped with an on-board fire suppression system with a minimum of two nozzles

### 4.6.4 Air Bag Systems

Air bag systems shall be disarmed and may be removed. If so equipped, the rolling door lock mechanism may be deactivated by unplugging the components.

### 4.6.5 Seat Sliders

Any and all seat sliders (if so equipped) must be of the double-locking slider type. These sliders must be replaced every competition year.

### 4.6.6 Centre Net

It is recommended that all vehicles be equipped with a right-side net running between the main rool hoop and dash. The net shall be installed according to FIA specifications and include a quick-release mechanism.

## 5.0 Scoring

### 5.1 General Provisions

- 5.1.1** To qualify as a finisher and score finishing position points, a competitor shall have completed no less than 50% of the total race laps by the leader of that competitor’s class at the chequered flag.

- 5.1.2** Races shall be of a timed length or of a pre-established distance.
- 5.1.3** A qualifying session shall determine the starting positions for the first race of an event. The fastest lap time achieved during the first race of the event shall determine the starting position for the second race unless a second qualifying session is scheduled.
- 5.1.4** Should a qualifying session be cancelled or unavailable, vehicles shall be gridded according to current points standing by class or another method as determined by CTCC.

**5.2 Competitor Points**

- 5.2.1** Competitors shall be awarded points based on the results in each round and/or qualifying session within the Championship.
- 5.2.2** Vehicles/competitors excluded from the results of a CTCC round for any given reason will lose all finishing position points and bonus points earned in that particular round, and all competitors will score points based upon the new results.

**5.3 Competitor Finishing Position Points**

Finishing points shall be awarded for each round as follows;

1 <sup>st</sup>	2 <sup>nd</sup>	3 <sup>rd</sup>	4 <sup>th</sup>	5 <sup>th</sup>	6 <sup>th</sup>	7 <sup>th</sup>	8 <sup>th</sup>	9 <sup>th</sup>	10 <sup>th</sup>
100	95	90	85	80	75	70	65	60	55
11 <sup>th</sup>	12 <sup>th</sup>	13 <sup>th</sup>	14 <sup>th</sup>	15 <sup>th</sup>	16 <sup>th</sup>	17 <sup>th</sup>	18 <sup>th</sup>	19 <sup>th</sup>	20 <sup>th</sup>
50	45	40	35	30	25	20	15	10	5

**5.4 Competitor Bonus Points**

- 5.4.1** 5 additional points shall be awarded to the competitor who sets the fastest official qualifying time in a Qualifying session in each class.
- 5.4.2** 1 additional point shall be awarded to each competitor for each lap completed in each round.

**5.5 Manufacturer Points**

CTCC shall maintain point standings to determine a Manufacturer Champion in Touring and Super Touring Class. The highest finishing vehicle shall earn Manufacturer Points for its finishing position in each Class based on the following;

1 <sup>st</sup>	2 <sup>nd</sup>	3 <sup>rd</sup>	4 <sup>th</sup>	5 <sup>th</sup>	6 <sup>th</sup>	7 <sup>th</sup>	8 <sup>th</sup>	9 <sup>th</sup>	10 <sup>th</sup>
50	45	40	35	30	25	20	15	10	5

**6.0 Vehicle Classification**

**6.1 Vehicle Eligibility**

Only vehicles listed herein will be eligible to compete in CTCC. Vehicles may be included or excluded during the year. Application for vehicle eligibility must be made to CTCC a minimum of 60 days before the first event the vehicle is expected to participate in. All non-standard engine/vehicle combinations must apply to CTCC for classification.

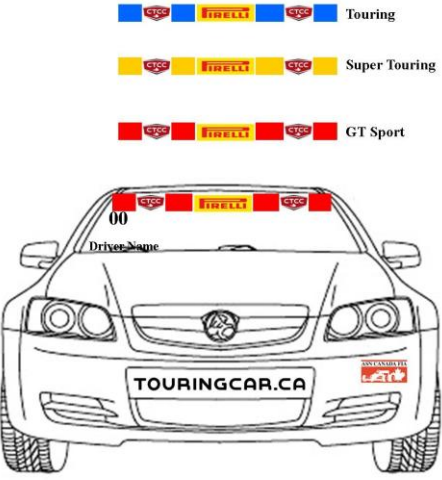




**6.2** Race Weight (see Appendix “A”)

- 6.2.1** CTCC will establish a minimum weight for each eligible vehicle.
- 6.2.2** Weights may be adjusted to equalize competition.
- 6.2.3** CTCC will provide an official listing of minimum vehicle weights.
- 6.2.4** Weight will be measured as the vehicle comes off the racetrack with driver aboard and the fluid levels as-is.
- 6.2.5** Ballasting is permitted.


**FIGURE 1.0:**

Vehicle Diagram  
CTCC and Sponsor Decal Placement

	<p>ASN Canada FIA sticker applied on the front of the car, supplied by ASN Canada FIA.</p> <p>Touringcar.ca sticker applied on the front bumper and centred. Available in black or white, supplied by CTCC.</p> <p>CTCC window banner supplied by CTCC. Blue for Touring Class, Yellow for Super Touring Class, Red for GT Sport Class and Black for GT Cup.</p> <p>CTCC supplied number on front windshield.</p> <p>Competitor name supplied by competitor as per rules.</p>
	<p>Touringcar.ca rear licence plate sticker supplied by CTCC. Plastic licence plate available from the CTCC trailer at the track.</p> <p>CTCC supplied number for rear windshield.</p>
	<p>Pirelli decals supplied by CTCC.</p> <p>Door numbers and panels supplied by CTCC. Blue for Touring Class, Yellow for Super Touring Class, Red for GT Sport Class and Black for GT Cup.</p> <p>Partner decals supplied by CTCC.</p> <p>ASN decal supplied by ASN Canada FIA.</p>

**Figure 2.0:**

Driver suit and team shirt patch layout.



## Appendix A – Vehicle Lists

### TOURING CLASS

Manufacturer	Model	Year	Weight (kg)	Wheel Size	Tire Size	Comments
Acura	RSX	02 - 06	1228	17 X 8	245/620-17	K20A2 motor, 8500RPM rev limit; Allowed width – 1758mm
Acura	RSX	02 - 06	1278	17 X 8	245/620-17	May use IMSA spec engine (K24Z6 short-block with K20 head); A throttle body restrictor of 52mm must be installed; maximum 8500 rpm limit; allowed width –1758mm; may use TSX brakes
Audi	TT	01 - 08	1228	17 X 8	245/620-17	1.8 litre turbo FWD, allow APX engine with stock boost map; Allowed width – 1862mm
Audi	TT	09 -	1273	17 X 8	245/620-17	2.0 litre turbo FWD, stock boost map; Allowed width – 1847mm
Ford	Focus	00 - 07	1159	17 X 8	245/620-17	2.0 litre; Allowed width – 1699mm
Honda	Civic	06 - 11	1228	17 X 8	245/620-17	K20Z3 motor; A throttle body restrictor of TBA must be installed; May use TSX Calipers (45018/19-SEA-J02) and brackets; maximum 8500 rpm limit; allowed width – 1758mm
Honda	Civic	06 - 11	1239	17 X 8	245/620-17	JDM K20A motor; A throttle body restrictor of 52mm must be installed; maximum 8500 rpm limit; allowed width - 1758mm; may use TSX brakes

Honda	Civic	06 - 11	1278	17 X 8	245/620-17	May use IMSA spec engine (K24Z6 short-block with K20 head); A throttle body restrictor of 52mm must be installed; maximum 8500 rpm limit; allowed width – 1758mm; may use TSX brakes
Honda	Civic	12 - 16	1228	17 X 8	245/620-17	K24Z6 motor; A throttle body restrictor of TBA must be installed; maximum 8200 rpm limit; allowed width – 1758mm; may use TSX brakes
Honda	Civic	12 - 16	1228	17 X 8	245/620-17	May use IMSA spec engine (K24Z6 short-block with K20 head); A throttle body restrictor of 52mm must be installed; maximum 8500 rpm limit; allowed width – 1758mm; may use TSX brakes
Honda	Civic	17 -	1228	17 X 8	245/620-17	Allowed width - TBA mm
Hyundai	Tiburon	96 - 08	1228	17 X 8	245/620-17	2.7 litre; 7000 RPM rev limit; A throttle body restrictor of TBA must be installed; Allowed width - 1765mm
Mazda	Mazdaspeed3	06 -	1228	17 X 8	245/620-17	2.3 litre turbo. Maximum boost TBA; Allowed width – 1758mm
Mazda	3	06 -	1159	17 X 8	245/620-17	2.5 litre; 7500RPM rev limit; Allowed width – 1758mm
Mazda	MX5	06 -	1114	17 X 8	245/620-17	2.0 litre, compression TBA, forged rods, Moto-East cams, maximum 6500 RPM limit, allowed width - 1725mm
Mazda	MX5	06 -	1182	17 X 8	245/620-17	2.5 litre, 11:1 compression, forged rods, maximum 6500 RPM Limit, allowed width - 1725mm
Mazda	MX5 Cup	16 -	TBA	17 X 8	245/620-17	Allowed width - TBA mm

Mazda	RX8	03 -	1250	17 X 8	245/620-17	1.3 litre, may use Mazdaspeed Motorsports FD – 5.1:1; maximum 9000 rpm limit; intake and engine port matching allowed, allowed width – 1775mm
Mini	Cooper S	01 -	1103	17 X 8	245/620-17	1.6 litre supercharged, may use unmodified aftermarket flywheel Fidanza Part #177901, maximum boost limit allowed 14psi; Allowed width – 1694mm
Mini	Cooper S JCW	07 -	1171	17 X 8	245/620-17	1.6 litre turbo, aluminum flywheel FMIC allowed, intake boot hose may be changed; relocate wasegate control; exterior intercooler sprayer; maximum boost limit allowed – stock boost map; Allowed width – 1694mm
Mini	Coupe JCW	11 -	1171	17 X 8	245/620-17	1.6 litre turbo, aluminum flywheel FMIC allowed, intake boot hose may be changed; relocate wasegate control; exterior intercooler sprayer; maximum boost limit allowed – stock boost map; Allowed width – 1694mm
Porsche	Cayman	09 -	1364	17 X 8	245/620-17	2.9 litre, maximum 6500 rpm limit, may use aftermarket exhaust manifold, allowed width Front – TBA, Rear – TBA
Volkswagen	Golf GTI Jetta GLI	03 -	1273	17 X 8	245/620-17	2.0 litre turbo, maximum boost limit allowed 12psi; Allowed width – 1791mm
Scion	tC	05 -	1159	17 X 8	245/620-17	2.4 litre; 7000RPM rev limit; Allowed width – 1801mm

### SUPER TOURING CLASS

Manufacturer	Model	Year	Weight (kg)	Wheel Size	Tire Size	Comments
Acura	CS-X	06 - 11	1296	17 X 9*	245/620-17*	Limited eligibility for vehicle/motor combination. K20Z3 motor with Kraftwerks SC system; may use USDM Civic Si crankshaft pulley, 8100 rpm; Allowed width – 1748mm
Acura	TSX	04 - 14	1159	17 X 9*	245/620-17*	2.4 litre, may use 70mm throttle body, 8700RPM limit; Allowed width – TBA
Acura	RSX	02 - 06	1114	17 X 9*	245/620-17*	*LIMITED ELIGIBILITY MODEL* 2.0 litre, may use 70mm throttle body, Mugen Front Bumper, 8700RPM limit; Allowed width – 1748mm
Acura	RSX	02 - 06	1159	17 X 9*	245/620-17*	*LIMITED ELIGIBILITY MODEL* 2.4 litre, may use 70mm throttle body, Mugen Front Bumper, 8700RPM limit; Allowed width – 1748mm
Audi	A4	08 - 12	1341	17 X 9*	245/620-17*	2.0 litre turbo, maximum boost limit allowed 18psi; Allowed width – TBA
Audi	TT	09 -	1341	17 X 9*	245/620-17*	2.0 litre turbo, maximum boost limit allowed 18psi; Allowed width – TBA
Audi	A5	09 -	1341	17 X 9*	245/620-17*	2.0 litre turbo, maximum boost limit allowed 18psi; Allowed width – TBA
BMW	E46	99 - 06	TBA	17 X 9*	245/620-17*	*LIMITED ELIGIBILITY MODEL* 2.8, 3.0 or 3.2 litre, maximum 70mm throttle body, 1740mm maximum rear fender width, maximum TBA rpm engine rev limit; Allowed width – 1745mm

BMW	E46 Coupe	99 - 06	TBA	17 X 9*	245/620-17*	*LIMITED ELIGIBILITY MODEL* 2.8, 3.0 or 3.2 litre, maximum 70mm throttle body, 1758mm maximum rear fender width, maximum TBA rpm engine rev limit; Allowed width – 1763mm
BMW	E90	05 - 13	1296	17 X 9*	245/620-17*	3.0 litre, maximum 70mm throttle body, maximum 8100 rpm engine rev limit; Allowed width – 1821mm
BMW	M235iR	16 -	1410	18 X 10	245/645-18	Shall remain in original configuration including but not limited to suspension, chassis, engine and electronics
Chevrolet	Cobalt	08 - 10	1262	17 X 9*	245/620-17*	2.0 litre turbo, maximum boost limit allowed 24psi or 2.0 litre supercharged, maximum boost limit allowed 22psi; Allowed width – 1742mm
Honda	Accord Coupe	08 - 12	1205	17 X 9*	245/620-17*	K24 motor, maximum 70mm throttle body; Allowed width – 1854mm
Honda	Accord Coupe	13 -	1273	17 X 9*	245/620-17*	3.5 litre engine, with limited prep, 7500RPM rev limit, Allowed width – 1854mm
Honda	Civic	01 - 05	1159	17 X 9*	245/620-17*	K24 motor, maximum 70mm throttle body, 8700RPM limit; Allowed width – 1748mm
Honda	Civic	06 - 11	1159	17 X 9*	245/620-17*	K24 motor, maximum 70mm throttle body, 8700RPM limit; Allowed width – 1748mm
Honda	Civic	06 - 11	1228	17 X 9*	245/620-17*	Limited eligibility for vehicle/motor combination with allowed width. K24 motor, maximum 70mm throttle body, 8700RPM limit; Allowed width – 1791mm
Honda	Civic	06 - 11	1159	17 X 9*	245/620-17*	Limited eligibility for vehicle/motor combination. K20Z3 motor with Kraftwerks SC system, 8100 rpm; Allowed



						width – 1748mm
Honda	Civic	06 - 11	1296	17 X 9*	245/620-17*	Limited eligibility for vehicle/motor combination. K20Z3 motor with Kraftwerks SC system; may use USDM Civic Si crankshaft pulley, 8100 rpm; Allowed width – 1748mm
Honda	Civic	12 -	1159	17 X 9*	245/620-17*	K24 motor, maximum 70mm throttle body, may use cylinder head from -11 Civic, 8700RPM limit; Allowed width – 1748mm
Honda	Civic	12 -	1228	17 X 9*	245/620-17*	Limited eligibility for vehicle/motor combination with allowed width. K24 motor, maximum 70mm throttle body, may use cylinder head from -11 Civic, 8700RPM limit; Allowed width – 1780mm
Hyundai	Genesis	10 - 16	1500	17 X 9*	245/620-17*	2.0 litre turbo, may modify chassis at rear upper control arms, may use tubular manifold,v-band, maximum boost limit allowed 20psi, may replace airbox with rigid steel intake tube and cone filter; allowed front width – 1854mm, allowed rear width - 1869mm
Hyundai	Genesis	10 - 16	1273	17 X 9*	245/620-17*	2.0 litre turbo, may modify chassis at rear upper control arms, may relocate engine further backwards, may use tubular manifold, stock flange turbo maximum boost limit allowed 17psi, may replace airbox with rigid steel intake tube and cone filter; may move engine location more rearward up to 3"; allowed front width – 1854mm, allowed rear width - 1869mm
Hyundai	Tiburon	96 - 08	1194	17 X 9*	245/620-17*	2.7 litre; 7000RPM rev limit; Allowed width – 1765mm
Mazda	Mazdaspeed 3	07 - 13	1273	17 X 9*	245/620-17*	2.3L turbo, maximum boost TBA; Allowed width – 1775mm

Mazda	RX8	03 - 08	1205	17 X 9*	245/620-17*	13B motor; ITB manifold and throttle bodies allowed; Allowed width - 1775mm
Porsche	Cayman S	09 -	1296	17 X 9*	245/620-17*	3.4 litre with limited prep allowed, maximum 7000 rpm limit, allowed width Front – TBA, Rear – TBA
VW	Golf/Jetta	99 - 06	1250	17 X 9*	245/620-17*	1.8 litre turbo, may use GT28 turbo, aftermarket exhaust manifold, aftermarket rod bolts, aftermarket valve springs, OE replacement pistons, maximum boost limit allowed 18psi; Factory DSG allowed, Allowed width – 1740mm
VW	Golf/Jetta	06 -	1273	17 X 9*	245/620-17*	2.0 litre turbo, maximum boost limit allowed 18psi; Factory DSG allowed, Allowed width – 1791mm

**\*Note: alternate wheel and tire available for use; 18 X 9 and 265/660-18**

### GT SPORT CLASS

Manufacturer	Model	Year	Weight (kg)	Wheel Size	Tire Size	Comments
Acura	TLX	15 -	TBA	18 X 11	305/645-18	
Aston Martin	Vantage	04 -	TBA	F – 18 X 10 R – 18 X 11	265/645-18 305/660-18	
BMW	M3	00 -	TBA	18 X 10	265/660-18	
BMW	M Coupe	05 - 08	TBA	18 X 10	265/660-18	
BMW	M235iR	16 -	TBA	18 X 10	265/660-18	
Chevrolet	Camaro	10 -	TBA	18 X 11	305/680-18	
Ford	Mustang	05 -	TBA	18 X 11	305/680-18	
Ford	Mustang	15 -	TBA	18 X 11	305/680-18	
Honda	Civic	12 -	TBA	18 X 9.5	265/660-18	K24 motor with Kraftswerks SC system
Honda	Civic TCR	15 -	TBA	18 X 10	265/660/18	
Hyundai	Genesis Coupe	10 - 16	1273	18 X 9.5	265/660-18	2.0 litre turbo, maximum boost limit allowed 24psi; allowed front width – 1854mm, allowed rear width - 1869mm

Mazda	RX8	03 - 11	TBA	18 X 9.5	265/660-18	
Mitsubishi	EVO	09 - 16	TBA	18 X 9.5	265/660-18	
Nissan	350/370Z	02 -	TBA	F - 18 X 9 R - 18 X 10	265/660-18 265/660-18	
Porsche	996	99 - 04	TBA	F - 18 X 9 R - 18 X 11	245/645-18 305/680-18	
Porsche	Cayman S	09 -	TBA	F - 18 X 9 R - 18 X 11	245/645-18 305/680-18	
Subaru	WRX	08 -	1319	18 X 9	265/660-18	2.5 litre turbo, maximum boost limit allowed TBA psi; May use rigid steel inlet tube; Allowed width 68.7"/1745mm
Toyota	86	16 -	TBA	18 X 9	265/660-18	

### GT CUP CLASS

Manufacturer	Model	Year	Weight (kg)	Wheel Size	Tire Size	Comments
Audi	R8 GT3		TBA	F - 18 X 12 R - 18 X 13	F315/680-18 R325/705-18	Generation 1
Chevrolet	Corvette	97 - 04	TBA	F - 18 X 11 R - 18 X 12	F305/660-18 R315/680-18	

Ferrari	458		TBA	F – 18 X 12.5 R – 18 X 13	F315/680-18 R327/705-18	
Ferrari	430		TBA	TBA		
Lamborghini	Huracan Super Trofeo		TBA	F - 18 X 11 R – 18 X 12	F305/645-18 R315/680-18	
Nissan	GT-R		TBA	18 X 13	F325/705-18 R325/705-18	
Porsche	911 GT3 Cup		TBA	F – 18 X 10.5 R – 18 X 12	F285/645-18 R325/705-18	